

InBio-series IP-based Biometric Door Access Control Panel



InBio460



InBio160



InBio260



Truly Internal Biometric Identification

InBio carries out the matching of fingerprints on the panels. The FR Series of readers transmit fingerprint templates to InBio via RS485 for fast and accurate matching with templates stored in the database. Wiegand inputs are also provided for traditional RFID readers.



More than Door Control

Access additional control and interface. After programming, auxiliary relays can be functioned as lights, alarms and intrusion detection panels. Extra locking devices or gate controllers can be accessed.



Communication

InBio controllers can be installed easily on your network and support both TCP/IP and RS-485 communication. Auto-discovery tool allows setting and modification of network parameters directly and easily.



Options

InBio controllers come in 3 sizes to suit project needs and reduce the cost of unused capacity. 1-door, 2-door, and 4-door models can be mixed and matched in an optimized system architecture.



Capacity

Support up to 3000 fingerprint templates, 30,000 badge users and store up to 100,000 events and transactions. Data is preserved if power is lost. Controller continues to operate if network connection is interrupted.



Advanced Access Control Built-In

Anti-Passback, First-Card Opening, Multi-Card Opening, Duress Password Entry, and Auxiliary input/output linkages are built into controller firmware.



Lowest Total Cost of Ownership

Save cost. Controller firmwares can be upgraded without any advanced tools. New features can extend and expand the value of your investment.



For Software Developers

Free SDK is available for integrators and OEM's to integrate the InBio controller with their or existing security or personnel management applications. Upon request, ZK can customize InBio firmware to meet any customer requirements.

Optional Accessories



FR1200



ZK4500



CR20E/M



RFID Reader



Exit Button




Power Supply



Electric Lock



RS232 485



Alarm



Sensor

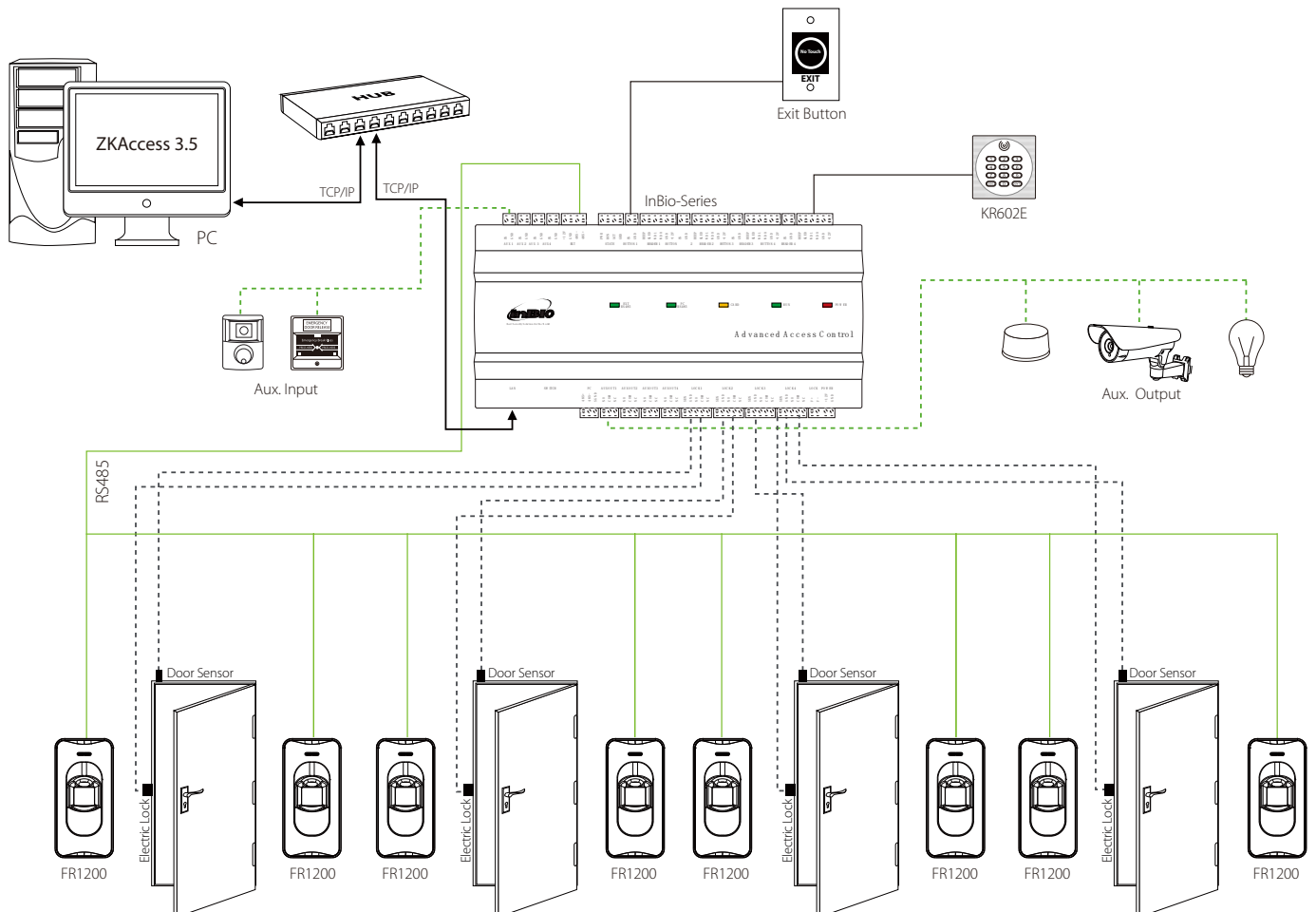



Prox Card



Key Fob

Typical Installation



	Item	Description	Quantity
InBio-160/260/460 Package B 	InBio160/260/460	Control Panel	1 ea
	Case01	Metal Case	1 ea
	ZKPSM030B	Power Supply, DC12V/3A, Available to Charge for Battery Back-up	1 ea
	FR107	Diode for Lock	1 ea
	Key	Key for Metal Case	2 ea
	ZKAccess CD	Access Software for Control Panel, User Manual	1 ea
	Gross Weight	3.6-3.7kg	
	Size	350(L)×90(H)×300(W)mm	

Specifications

	InBio-160	InBio-260	InBio-460
Number of doors controller	1 Door	2 Door	4 Door
Numbers of readers supported	4(2 RS-485 Reader, 2 26-bit wiegand reader)	8(4 RS-485 Reader, 4 26-bit wiegand reader)	12 (8 RS-485 Reader, 4 26-bit wiegand reader)
Types of readers supported	26-bit Wiegand and RS485 FR Series Reader	26-bit Wiegand and RS485 FR Series Reader	26-bit Wiegand and RS485 FR Series Reader
Number of Inputs	3(exit Device and Door Status, 1 AUX)	6(2 Exit Device, 2 Door Status, 2 AUX)	12(4 Exit Device, 4 Door Status, 4 AUX)
Number of Outputs	2 (1-Form C Relay for Lock and One Form C Relay for Aux Output)	4 (2-Form C Relay for Lock and 2-Form C Relay for Aux Output)	8 (4-Form C Relay or Lock and 4-Form C Relay for Aux Output)
Card holders Capacity	30,000	30,000	30,000
Fingerprint Capacity	3,000 (optional 20,000)	3,000 (optional 20,000)	3,000 (optional 20,000)
Log Events Capacity	100,000	100,000	100,000
Communication	TCP/IP and RS-485	TCP/IP and RS-485	TCP/IP and RS-485
Package Dimension	350(L)×90(H)×300(W)mm	350(L)×90(H)×300(W)mm	350(L)×90(H)×300(W)mm
Package Weight	3.6kg	3.6kg	3.7kg
CPU	32 bit 400MHz CPU	32 bit 400MHz CPU	32 bit 400MHz CPU
RAM	32M	32M	32M
Flash Memory	128M	128M	128M
Power	9.6V-14.4V DC	9.6V-14.4V DC	9.6V-14.4V DC
Operating Temp	0-45 °C	0-45 °C	0-45 °C
Operating Humidity	20% to 80%	20% to 80%	20% to 80%

V1.0 2020.08.07