

THE INTRODUCTION GUIDE OF

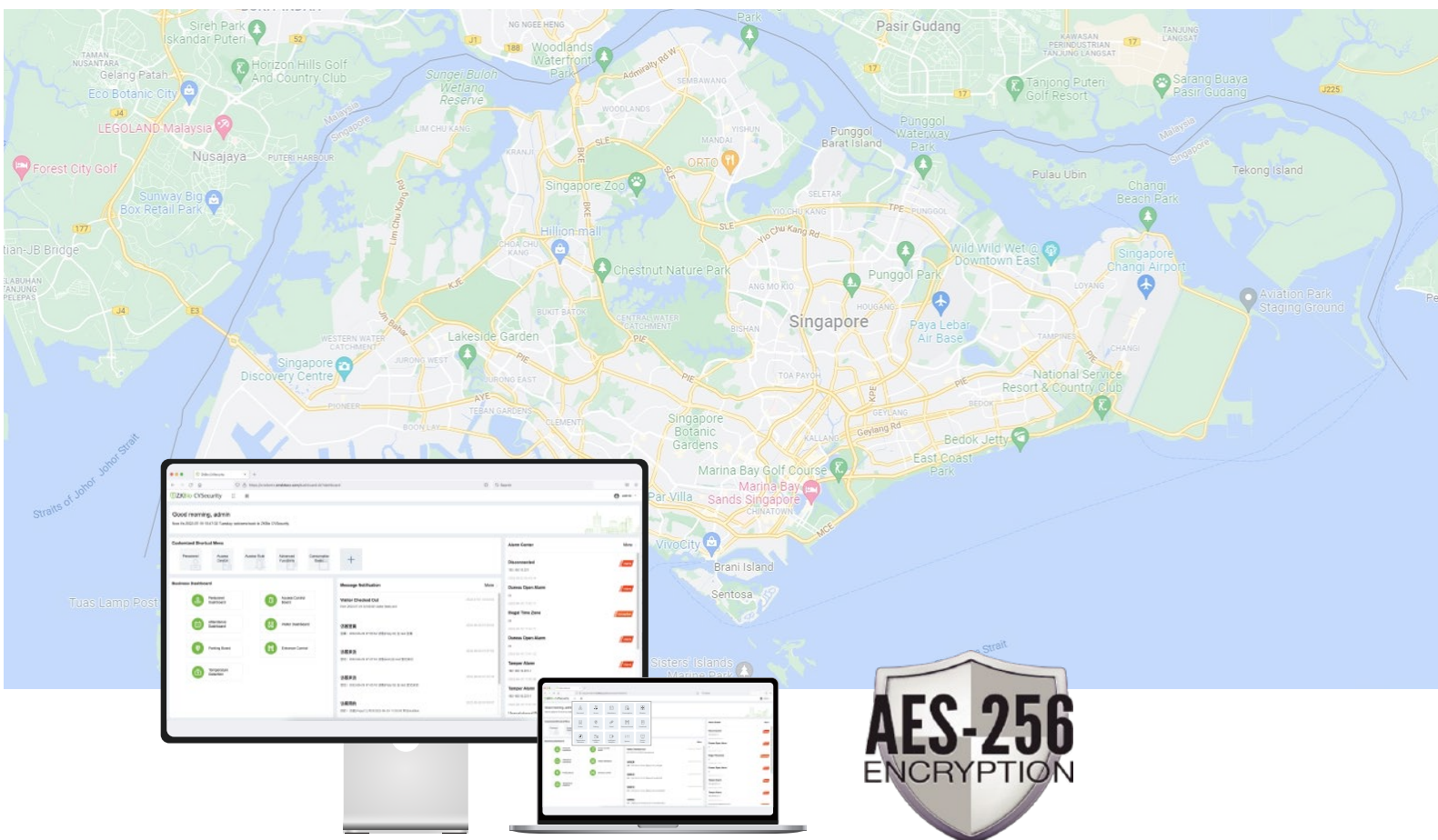
ZKBio CVSecurity

All-in-One Web-Based Biometric Security Solution



















ZKBio CVSecurity

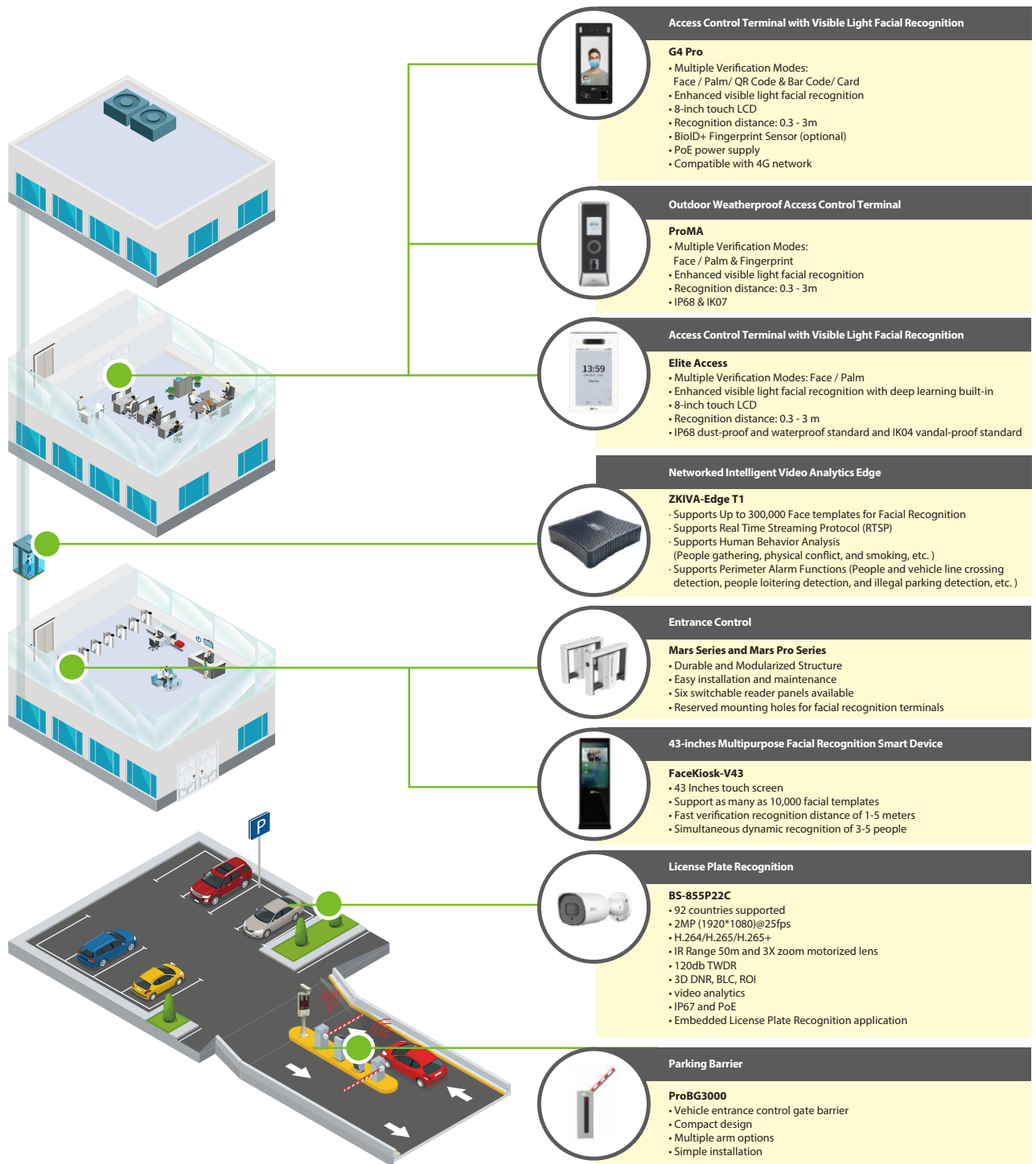
All-in-One Web-Based Biometric Security Solution



ZKBio CVSecurity provides a comprehensive web-based security platform with the adoption of hybrid biometric and computer vision technology. It contains multiple modules: Personnel, Access Control, Time & Attendance, Consumption, Elevator, Visitor, Parking Management, Patrol, Entrance Control, FaceKiosk, Smart Video Surveillance, Intelligent Analytics, Locker Management, Intrusion Alarm, Video Intercom, Service Center and System Management.

 Personnel	 Access	 Attendance	 Consumption
 Elevator	 FaceKiosk	 Parking	 Patrol
 Entrance Control	 Visitor	 Smart Video Surveillance	 Intelligent Analytics
 Service Center	 Locker Management	 Intrusion Alarm	 Video Intercom

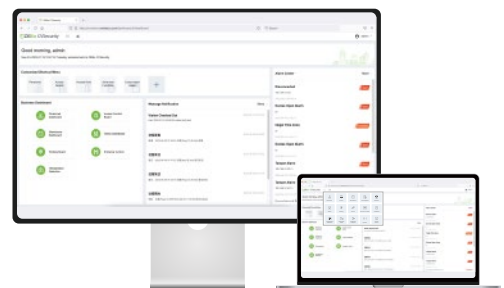
"All-in-One" Web-Based Biometric Security Management Platform



Professional Security Software

ZKBio CVSecurity

- All-In-One solution
- Contains multiple integrated modules: Personnel, Access Control, Time & Attendance, Consumption, Elevator, Visitor, Parking Management, Patrol, Entrance Control, FaceKiosk, Temperature Detection, Intelligent Video, Intelligent Analytics, Service Center and System Management.



Introduction to the modules

• Personnel

Personnel consists of three parts: Department management, Personnel management and Card management. Department management is designed to set the company's organizational chart.

Personnel Management is for personnel information, departments and sub-departments (excess of 10 levels) and to maintain and manage personnel settings.

• Access Control

Access Control is a web-based management system which enables advanced access control functions, management of networked access control panel and standalone devices via computer, and unified personnel access management. The access control system sets door opening time and levels for registered users.

• Time & Attendance

ZKBio CVSecurity contains a web-based time attendance module, administrators can manage the Time Attendance anywhere once they can access to the Internet. Moreover, this is an powerful Time Attendance system, which can handle most of the complicated time attendance circumstance, such as, flexible shifts, multi-level OT, cross day shift and online leave application with multi-level approval.

• Consumption Management

ZKBio CVSecurity consumption is a desktop-based restaurant management software module designed to order restaurants all necessary and useful tools to speed up service and increase efficiently in line with their operational style and business.

• Elevator

Elevator Control is designed to control the elevator access authentication, to manage access rights (using RFID card, Fingerprint, and other biometric technology) to different floors and supervise elevator events. Administration can set floor level for the registered user and interact with the access control module to achieve the one stop management purpose. Only the authorized users can access to certain floors and doors within a period of time after being authenticated.

• Visitor

Visitor Module is a web-based management system that implements entry registration, exit registration, snapshot capturing, visitor quantity statistics, reservation management and shares information among registration sites. Integrated with the access control and elevator control module, it is used at the reception desks and gates to manage visitors

• Parking Management

Automatic and intelligent vehicle management effectively and accurately monitors and manages vehicles at all exits and entrances.

• Patrol Guard

The Online Guard Patrol module is the new cost-effective way to accomplish guard patrol management. ZKBio CVSecurity can utilize the access control readers already in place as guard patrol check point readers. ZKBio CVSecurity terminals and readers boast biometric technology for added security. No additional equipment is required for the guard to carry.



Personnel



Access



Attendance



Consumption



Elevator



Visitor



Parking



Patrol



Entrance Control

• Entrance Control

The system connects the gate control board through channel device and directly controls the relevant parameters of the gate through software, which enable full control of entrance and exit and automatic management of the gate.



FaceKiosk

• FaceKiosk

ZKTeco Face Kiosk Series offer convenient facial recognition solution fitting different applications, by efficient management of Kiosk device for time & attendance, with user-friendly attendance details display and advertising display feature. With the Face Kiosk Series, Users enjoy cost-effective and precise time attendance management.



Intelligent Video

• Smart Video Surveillance

Smart Video Surveillance system is an application with completely new upgrades. It not only includes foundational functions like real-time surveillance, video playback, decoding for multi-screen video wall, log management and alarm record management, but also includes behavioural analysis, situation analysis, heat map, and people & vehicle control etc. for the interlinkage applications of recording, access control, elevator control, digital map and video wall.



Intelligent Analytics

• Intelligent Analytic

The "Intelligent Analytic" module focuses on intelligent analytics business, and actualized the design concepts such as enabling application, data analysis, process management and access control linkage based on scene application and data display through the perception and analysis ability of intelligent NVR or intelligent cameras.



Service Center

• Service Center

Service Center module is a comprehensive tool for the management of access control, visitors, office, personnel, video surveillance and other related systems. It enables users to have clear and complete overview of all information for convenient monitoring and administration.



Locker Management

• Locker Management

The locker management module allows for the synchronization of data, online advertisements, and locker assignments to employees. It also provides real-time monitoring of locker occupancy and event records.



Intrusion Alarm

• Intrusion Alarm

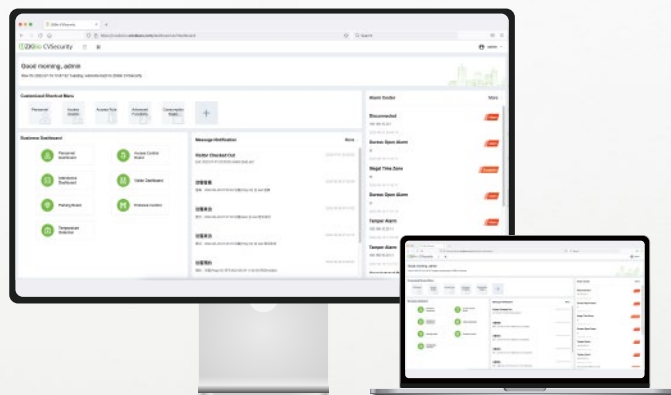
The intrusion alarm module is designed to detect and alert unauthorized entry into a building or outdoor area. The system's primary objectives may include warning occupants of the intrusion, deterring intruders, notifying the appropriate authorities of the break-in, or a combination of all these functions.



Video Intercom

• Video Intercom System

The video intercom system module is designed for centralized management and monitoring of all indoor and outdoor stations within a building by the control room administrator. It allows the administrator to access device status information, allocate access control permissions for door stations, and facilitates the viewing and reviewing of call records.



Highlight 1: Web Based Access Control and Time Attendance Software

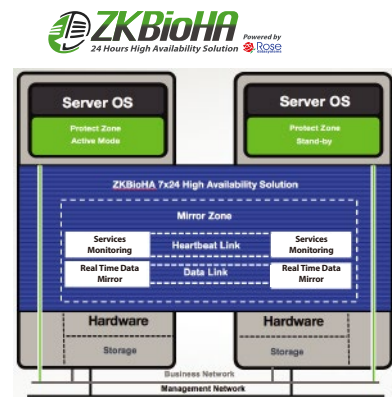
Users can access the centralized system anywhere by their web browser to remotely manage thousands of standalone terminals and controllers under wide area network (WAN).



Highlight 2: Highly Integrated with ZKBioHA Continuous Service Guaranteed 24/7

• What is BioHA

ZKBioHA is a high availability solution for enterprise, it can integrate with ZKBio CVSecurity platform to provide professional real-time sync of business data and business continuity protection for customer. The solution supports high availability protection for different app software platforms and mainstream databases, so as to provide data and app protection for customer's kernel business system.



• Business Continuity

ZKBioHA provides the professional real-time sync of business data and business continuity protection for the customer, which solves software/ hardware single point of failure (i.e. system upgrades, computer crash, software bugs, hacking, broken connections and cyber attacks) and realizes automatic failover in case of failure to ensure business system continuity.



Computer Crash




Software Bugs



Cyber Attacks



Broken Connections



Power Failure

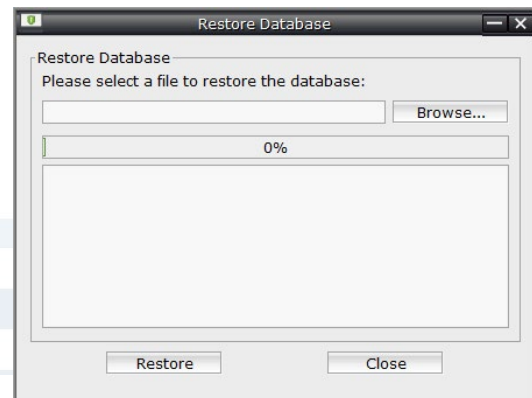
Highlight 3: Backup

ZKBio CVSecurity has the ability to schedule an automatic backup of the database, mapped to a designated drive at a specific time.

☐ Refresh
 ☒ Backup Immediately
 ☒ Backup Schedule
 ☒ FTP Server Setting

<input type="checkbox"/>	Operator	Start Time	Database Version	Backup Immediately	Backup Status
<input type="checkbox"/>	admin	2022-07-22 18:00:04	4.0.0.1	⊘	✓
<input type="checkbox"/>	admin	2022-07-15 18:00:05	4.0.0.1	⊘	✓
<input type="checkbox"/>	admin	2022-07-08 18:00:04	4.0.0.1	⊘	✓

Backup Database



Restore DataBase

Highlight 4: Data Cleaning

The data cleaning function is designed to optimize the ZKBio CVSecurity System performance by scheduling a cleanup of outdated data on designated modules or all modules.

Access Transactions *

Retains the recent

15 Month

Execution Time

01:00:00 Week

Month

(Carefully clean up)

Highlight 5: HTTPS

ZKBio CVSecurity provides a high secure communication over a computer network, HTTPS (HTTP Secure), an adaptation of the Hypertext Transfer Protocol, which is widely used on the Internet, It means all communications between your browser and the ZKBio CVSecurity Client are encrypted.



Highlight 6: Email, WhatsApp, LINE, Amazon SNS, SMS

After the email server is setup, the system can send Email, WhatsApp, LINE, Amazon SNS and SMS notifications automatically to designated recipients. For example, if the door is opened forcefully, notification email will be sent to the administrators; if the employees have abnormal attendance records, SMS will be sent to the administrators.



Email



WhatsApp



LINE



Amazon SNS



SMS

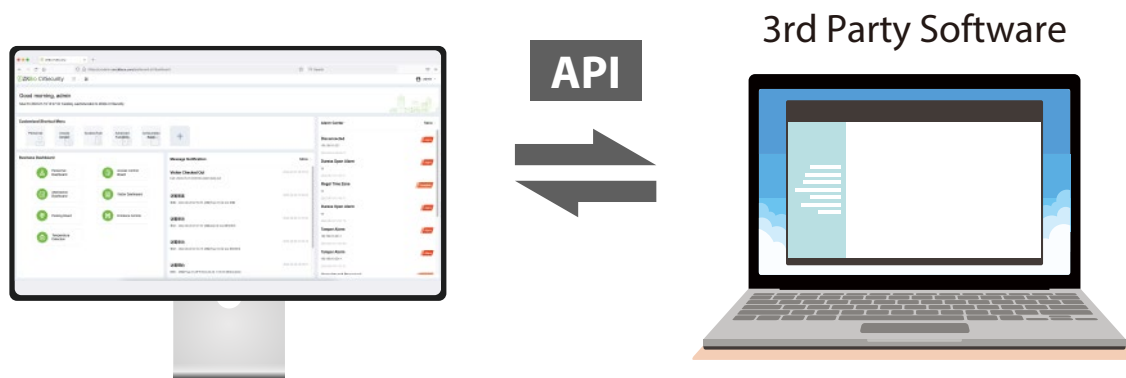
Highlight 7: Operation Log

The Operation Log function monitors and records the operation on the system modules. This function enables users to check who performed each operation, when it was performed, what was performed, and where it was performed. In addition, this function can help you analyze the causes of system errors or other types of problems from the record data.

Operator	Time	IP Address	Time (m/s)
John	10:05	172.31.1.10	295
Matthew	12:05	183.254.1.1	350
Panna	14:30	172.31.1.10	204
Sonia	16:05	172.31.1.10	841
Venessa	17:20	258.235.1.1	245
Karley	19:48	172.31.1.10	254

Highlight 8: 3rd Party API (Application programming interface)

The ZKBio CVSecurity platform can be integrated with multiple applications of 3rd party software. Typically, the functions include data input and system queries.



Highlight 9: DNS

When using ZKBio CVSecurity on a WAN (Wide Area Network) the terminals and controllers can be accessed and configured outside the LAN (Local Area Network) by using a DNS (Domain Name Server). Using an IP address provided by the local internet provider, the end user is able to connect to the service via the DNS and manage the system.



Highlight 10: Supports Visible Light Recognition

The Visible Light Facial Recognition System is widely suitable for various applications including offices, warehouses, clinics, manufacturing plants, catering premises and constructions sites etc. For staffs that have been tired of long queue, it no longer requires waiting long time and walking in front of conventional passive recognition systems for fingerprint or facial verification. Instead, with the great convenience and efficiency brought by the Visible Light Facial Recognition System, staffs only need to walk straight through, and the System actively match faces and data.



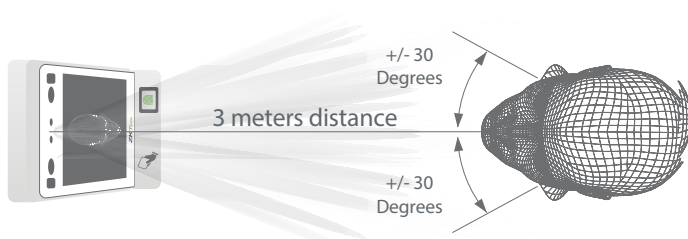
With ZKTeco Visible Light Recognition, users and visitors are now able to quickly finish verification and directly enter the controlled area once the verification is completed.



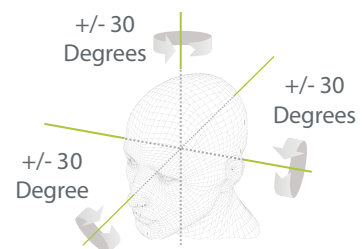
If the person is not allowed to access the area, or the verification is failed, the lock will remain locked.

Recognition distance 3m long and extra wide angle recognition

The visible light facial recognition is way faster than the previous near Infrared facial recognition, and the recognition distance has been greatly extended up to 3 meters long, which significantly improves maximum traffic rate.

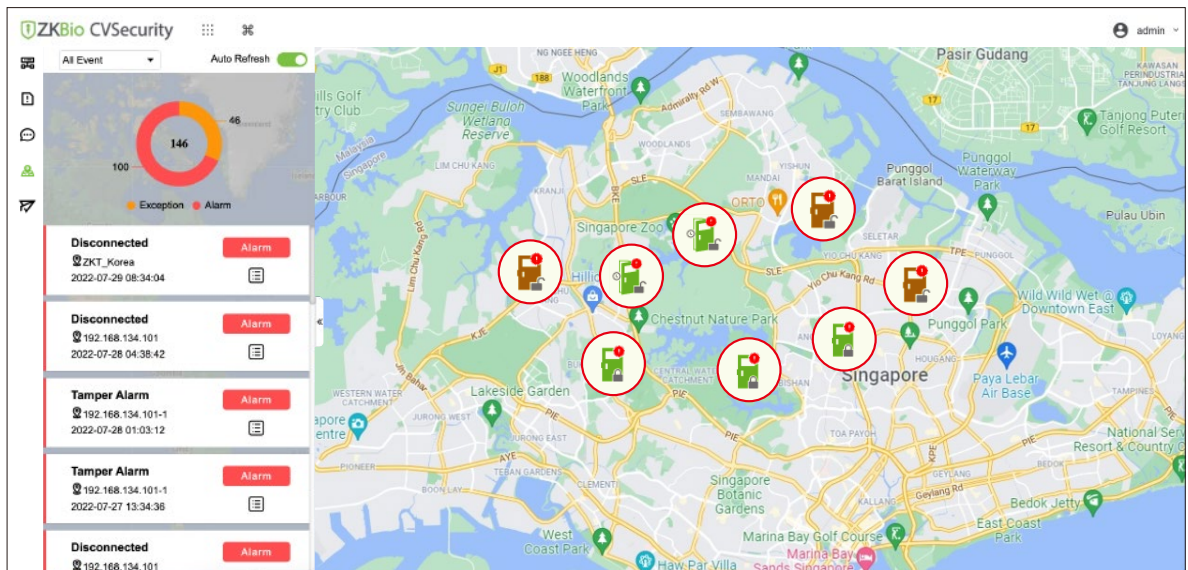


While most of algorithms only support 15-degree angle facial recognition, ZKBioFace supports 30-degree angle facial recognition.



Highlight 11: Alarm Center

New features have been added into the ZKBio CVSecurity, integrating alarm information including access control, video surveillance and fire service etc. to centrally and visually display, and collaborate into GIS map for security staffs to quickly locate the positions of events of abnormality, view playbacks of the videos of the events, preview live real-time videos, record event details, and track personnel and related vehicles etc., achieving quick yet convenient handling of events.



Highlight 12: Notification Center

New features have been added into ZKBio CVSecurity, integrating various notifications (including visitor, access control and system) for centralized display for the staffs' convenience of overviewing the entire situation. Information of the events which requires management staffs to handle will be independently listed until the events have been handled to avoid missed cases.

Title	Notification Type	Source Mo...	Value	Create Time	Operations
Visitor Checked Out	Visitor Dynamics	Visitor	Exit: 2022-07-28 02:00:01 visitor (usuop sss) exit	2022-07-28 02:00:01	[Icon]
Visitor Arrived	Visitor Dynamics	Visitor	Entry: 2022-07-27 09:41:24 visitor (usuop sss) visit from BLR	2022-07-27 09:41:24	[Icon]
Visitor Checked Out	Visitor Dynamics	Visitor	Exit: 2022-07-26 02:00:02 visitor (test456) exit	2022-07-26 02:00:02	[Icon]
Visitor Checked Out	Visitor Dynamics	Visitor	Exit: 2022-07-26 02:00:02 visitor (test456) exit	2022-07-26 02:00:02	[Icon]
Visitor Checked Out	Visitor Dynamics	Visitor	Exit: 2022-07-26 02:00:02 visitor (test123) exit	2022-07-26 02:00:02	[Icon]
Visitor Arrived	Visitor Dynamics	Visitor	Entry: 2022-07-25 09:54:03 visitor (test456) visit from BLR	2022-07-25 09:54:03	[Icon]
Visitor Arrived	Visitor Dynamics	Visitor	Entry: 2022-07-25 09:54:01 visitor (test456) visit from BLR	2022-07-25 09:54:01	[Icon]
Visitor Arrived	Visitor Dynamics	Visitor	Entry: 2022-07-25 08:55:34 visitor (test123) visit from BLR	2022-07-25 08:55:34	[Icon]
Visitor Reservation	Visitor Dynamics	Visitor	Reservation: visitor (ravi) will visit name1 at 2022-07-22 13:00:00	2022-07-22 09:00:51	[Icon]
Visitor Checked Out	Visitor Dynamics	Visitor	Exit: 2022-07-22 07:24:49 visitor (ani) exit at BLR	2022-07-22 07:24:49	[Icon]
Visitor Checked Out	Visitor Dynamics	Visitor	Exit: 2022-07-22 07:24:49 visitor (jo) exit at BLR	2022-07-22 07:24:49	[Icon]
Visitor Arrived	Visitor Dynamics	Visitor	Entry: 2022-07-22 07:24:36 visitor (jo) visit from BLR	2022-07-22 07:24:36	[Icon]
Visitor Arrived	Visitor Dynamics	Visitor	Entry: 2022-07-22 07:24:18 visitor (ani) visit from BLR	2022-07-22 07:24:18	[Icon]

Highlight 13: High-Security Mechanism TLS1.2 and Powered by RSA2048 & AES256 Encryption

Increase security with TLS1.2 and powered by RSA2048 and AE256. TLS1.2 is a method to achieve secure communication over an insecure channel by using a secret key exchange method, an encryption method, and a data integrity method.

AES 256 Encryption which is a strong and robust encryption standard that is commercially available today. With a key length of 256 bits, it supports the largest bit size and is practically unbreakable by brute force based on current computing power.



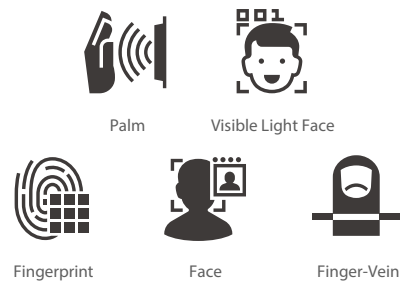
Highlight 14: Scramble QR Code

Supports dynamic QR code verification and access through mobile devices upon successful login via mobile phone page, and supports staffs' and visitors' use.



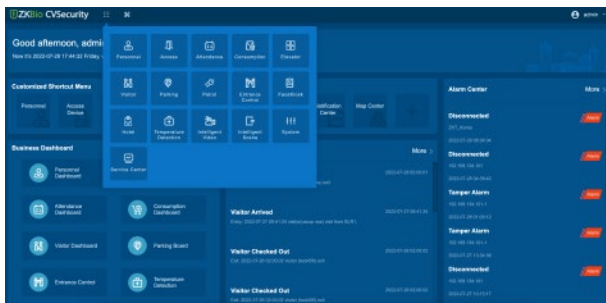
Highlight 15: Hybrid Biometric Verification

ZKBio CVSecurity supports various kinds of biometric verifications, such as, Palm, Fingerprint, Facial, Finger-Vein and Visible Light Facial Recognition.

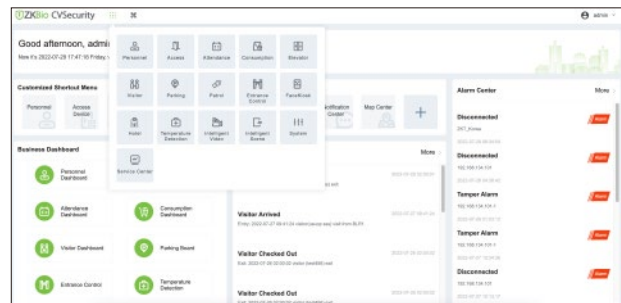


Highlight 16: Light Mode and Dark Mode Available

ZKBio CV Security offers both light and dark tone themes for options in browser setting for personal preferences. The display is in light mode by default and can be switched to dark mode for better eye protection in insufficient light environment.



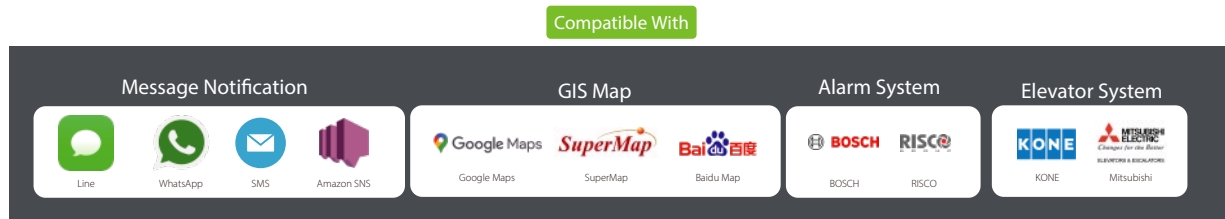
Dark Mode



Light Mode


Highlight 17: Integrated System

ZKBio CVSecurity has already been integrated with various systems and platforms, including different notifications, map system, Digifort/ Artco/ C2P video management system and BOSCH/ RISCO intrusion alarm system.



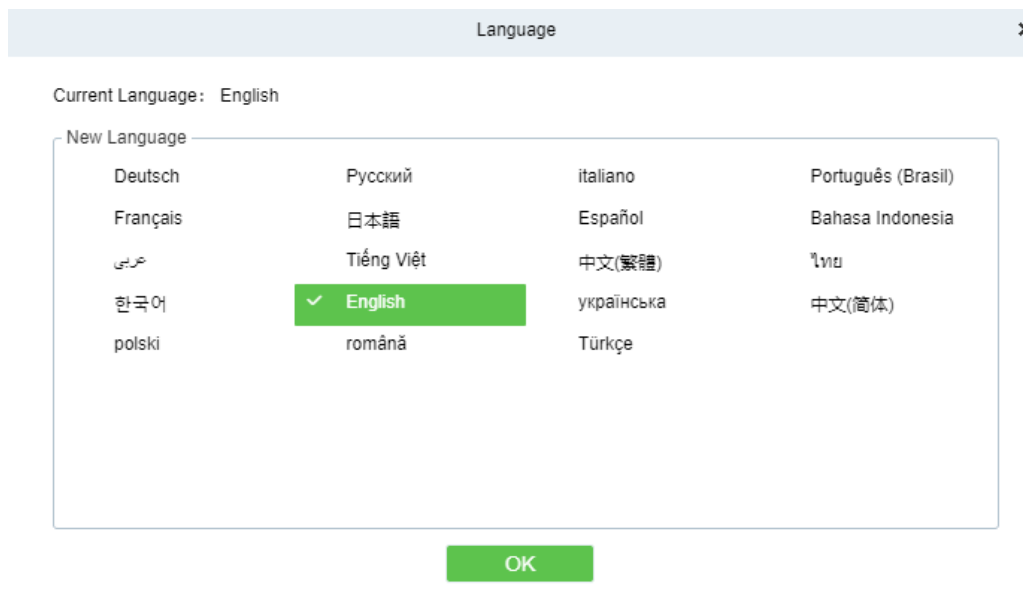
Highlight 18: Self-registration of Staffs and Visitors

Enables QR code registration of personal information for both staffs and visitors, including personal images, names, email addresses and telephone numbers etc., which will be synchronized automatically to the system upon approval.



















Highlight 19: Supports Multiple Languages

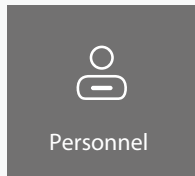
ZKBio CVSecurity is available in 18 different languages for user needs including Arabic, Bahasa Indonesia, Traditional Chinese, Simplified Chinese, English, French, German, Italian, Japanese, Korean, Polish, Brazilian Portuguese, Romanian, Russian, Spanish, Thai, Turkish and Vietnam.





Module Features

 Personnel	 Access	 Attendance	 Consumption
 Elevator	 FaceKiosk	 Parking	 Patrol
 Entrance Control	 Visitor	 Smart Video Surveillance	 Intelligent Analytics
 Service Center	 Locker Management	 Intrusion Alarm	 Video Intercom



Personnel

Personnel consists of three parts: Department management, Personnel management and Card management.

Department management is designed to set the company's organizational chart.

Personnel Management is for personnel information, departments and sub-departments (excess of 10 levels) and to maintain and manage personnel settings.

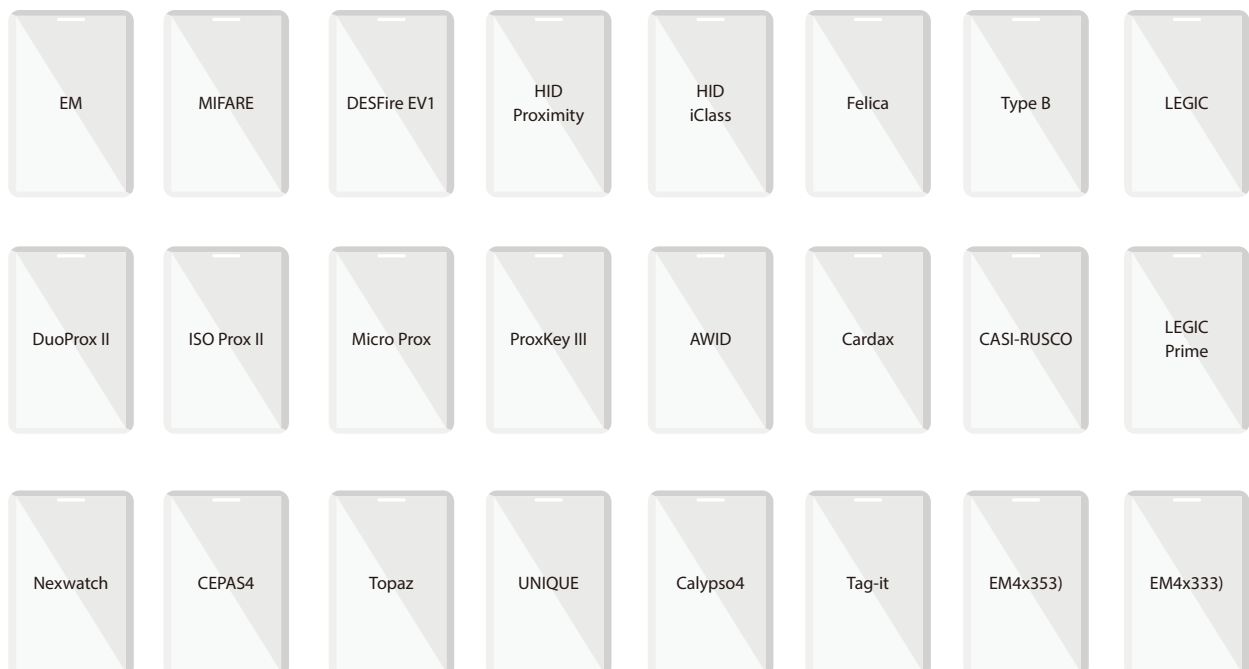
Card Management is used to manage the lifecycle of the card, including issuing the card, reporting the loss card, unreporting the loss, and customizing the wiegand format.

All-in-one Solution (Area/ Department)

ZKBio CVSecurity has a user-friendly all in one personnel registration interface, which can enable administrators to input employee's information and staff enrollment (including Face, finger vein, palm and RFID cards) and user's photo in one single page.

Supports Various Cards Format

ZKBio CVSecurity is compatible with most PROX card formats, such as: EM, MiFare, DesFire EV1, Desfire EV2, Legic, HID Proximity, HID iClass, Felica, Type B, ... etc.



Statistics

ZKBio CVSecurity has an overview function for viewing the number of personnel, the number of fingerprint templates, facial template, finger vein template, card number, gender and other statistical information.

Statistics		
Statistical Type		Current Total
Male		852
Female		625
Personnel		345
Fingerprint		145
Face		365
Finger Vein		20
Palm Vein		565
Card		365
Face Picture		565

This is the sample of the ZKBio CVSecurity Statistics list, as the graph shown, it can help administrators easily and clearly observe the company demographic distribution.

Supports Various Verification (Fingerprint, Finger Vein, Card...etc.)

ZKBio CVSecurity supports various kinds of biometric verifications, such as, fingerprint, finger vein, RFID cards, which submitted data will be recorded by ZKBio CVSecurity.

Biometrics Template Quantity

Details info		
Biometric Template Type	Biometric Template	Biological Template
Fingerprint	V10.0	1
Near Infrared Face	-	-
Finger Vein	-	-
Palm Vein	V12.0	1
Visible Face	-	-

Personnel ID*

1

First Name

tang

Gender

Certificate Type

Birthday

Hire Date

Device Verification Password

Biometrics Type

Department*

Department Name

OP1

Last Name

Mobile Phone

Certificate Number

Email

Position Name

Card Number

123123232

Access Control

Levels Settings

General

test

multibio

K-Test

Superuser

No

Device Operation Role

Ordinary User

Extend Passage

Disabled

Set Valid Time

Batch import & export photos

ZKBio CVSecurity supports batch export and import photos to enhance the app management flexibility.



High-speed Portable HD Doc Scanner Supports

User's Information Capturing + Passport Photo + OCR Recognition

During visitor registration, it supports one-click capture of users' portrait image, passport photo and saving, and uses OCR function to automatically read identity document (identity card, passport etc.) and fill in effective information in order to realize quick registration.

- Passport Photo + OCR Recognition

OCR function automatically reads identity document

- User's Portrait Capturing or Uploaded from the local PC

One-click capture of employees' portrait image

PASSPORT



OCR

Active Directory with the Database Field


User can call different fields from the AD Sever to map with the database fields, ZKBio CVSecurity almost opens all the field options that are available.

AD field setting

Database Fields	Import AD fields
Personnel ID	Description
First Name	name
Last Name	Last name
Department Name	Department
Mobile Phone	Mobile
Email	Email
Birthday	Street
-----	-----

User can choose different fields up to user's decision

If the pre-set AD fields and Database fields are not enough for the user, ZKBio CVSecurity open extra fields for users, and user can setup both database fields and AD sever fields.



User Login | Person Self-Login


Please enter your username.

Please enter a password.

Forget Password?

Login

Other login mode



Fingerprint Login

After user registration, admin can login the system by fingerprint verification, which improves both convenience of management and security level of workplace.

System Monitoring

The system monitoring function displays server processor usage, host memory usage, processor information, memory information, java virtual machine memory usage and other information, keeping quick operation speed of your server and computer.




Photo Importing to System

ZKBio CVSecurity allows admin to import employees' photo by single or compress package. Maximum 3000 JPEG can be uploaded each time, and it would be efficient for users to import a batch of picture into the system.



Maximum 3000 JPEG Upload/ batch

Card Formats Test

Admin can use the “Card Format Testing” function to have a simple and quick check of the door card. When the card number does not match the one displayed on the system, user can use the function to calibrate the Wiegand format.

Export/ Import Personnel Information

Personal information can be selected or multi-selected to import and export. User just simply select the field of various information that contains the items you need, the selected contents as this tends to be shown in the table.

Selected item can be Personal; First Name; Last Name; Department; Gender; Birthday; Mobile Number; Employee Card Number, License Plate Number; Email; Certificate Type; Certificate No...etc.

Exported file could be either Excel, PDF and CSV format.

Supports Customized Attributes

Multiple contents of field available including drop-down list, multiple choices, single choice and text etc. for customized storage and display.

Pull-down List
Pull-down List
Multiple Choice
Single Choice
Text

Card Management

Batch card issuing, report loss, reactivate lost card and cancellation of report loss.

Batch Issue Card

Reported Lost Card

Reactivate Lost Card

ZKBio CVSecurity

admin1

Personnel

Card Management

Card

Wiegand Format

Issued Card Record

Personnel / Card Management / Card

Card Number

Personnel ID

Department Name

More

Q

Q

Refresh

Batch Issue Card

Reported Lost Card

Reactivate Lost Card

Export

<input type="checkbox"/>	Card Number	Personnel ID	First Name	Last Name	Department Number	Department Name	Issue Card Date	Card State
<input type="checkbox"/>	1135274991	9527			1	Department Name	2022-07-26 02:38:29	Invalid
<input type="checkbox"/>	120123232	1	Iang	OP1	1	Department Name	2022-07-26 02:38:29	Effective
<input type="checkbox"/>	145632	1111	Esha Test		2	Development	2022-05-16 08:27:37	Effective
<input type="checkbox"/>	120498	1114	Md. Jalal		2	Development	2022-05-16 08:10:52	Effective
<input type="checkbox"/>	954321	1113	Abdulla		2	Development	2022-05-16 08:10:29	Effective
<input type="checkbox"/>	954997	1112	Ameer Hossain		2	Development	2022-05-16 07:51:27	Effective


1-6

50 rows per page

Jump To 1

1 Page

Total of 6 records



Access Control Module

Access Control is web-based management system which enables advanced access control functions, management of networked access control panel via computer, and unified personnel access management. The access control system sets door opening time and levels for registered users.

Facial Recognition Access Control

With the combination of ZKTeco NVR and standalone terminal or camera, access control can be actualized with the interlinkage of facial recognition and access control devices. Upon facial image capturing of the cameras, identity verification will be performed and the access control will be triggered to open doors for access. Users no longer need to stay in front of the devices and wait for verification, enabling enhancement of user experience with better convenience and efficiency.



Global Linkage

This is a function that generates or triggers an action based on a condition (action-reaction), which is one of the highlighted features of ZKBio CVSecurity. It automates system cross-platform interactive functions and notifications system. There are multiple tiers to the alert process including relay inputs and outputs, and email notification.



Output point

With Global I/O, the "Output point" allows administrators to configure linkages where multiple events can be linked to any other input/ output/ events in the system. These linkages can be activated by various events with different access levels. Invalid cards, unrecognized fingerprints and motion detection might trigger correlated outputs, alarm outputs.



Voice Prompts

Users may upload customized voice prompts for different triggered events.



Video Linkage

This allows the system to automatically deliver an email to notice administrators once particular events occur.



Email Notification

This allows the system to automatically deliver an email to notice administrators once particular events occur.

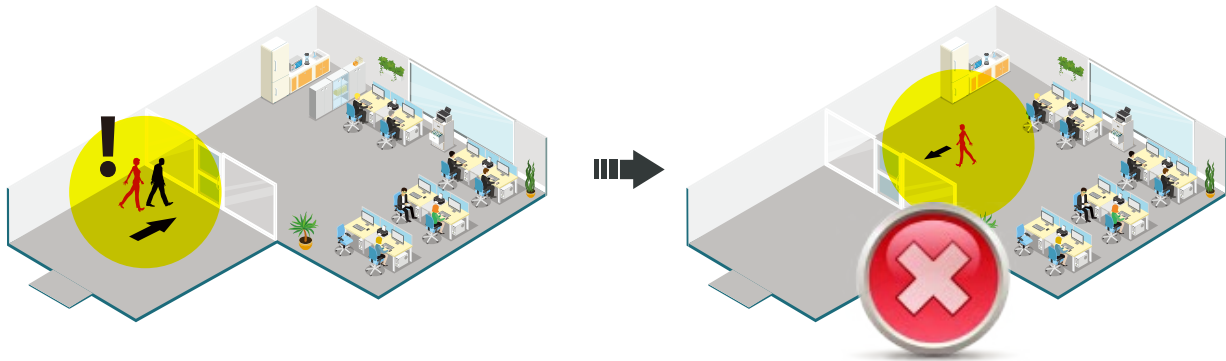


Integration with SMS, Whatsapp and LINE Application

ZKBio CVSecurity is integrated in SMS, Whatsapp Amazon SNS and line mobile application to send a notification of attendance logs, absent from work and early leave message to messenger in real-time. It can also send daily attendance reports to the Team Leader through SMS, Whatsapp and LINE Application.

Global Anti-Passback

Anti-Passback is designed to prevent authorized and/or unauthorized personnel from entering and exiting an area without presenting proper credentials (i.e. tailgating). This security function eliminates users from sharing an access card or password and having several users accessing with the same credentials.



When a person enters a controlled area without authentication, as the red-coloured person in the image below, that person will be detained in the area, even if he/she has the access rights to the area. Administrative personnel will have to override the system to allow the unauthorized person to exit then enter the area in the future.

Global Interlock

This advanced security function elevates the security level by interacting with different security areas. Interlock is designed to prevent personnel or visitors from opening more than one door at a time, even if the persons have the multiple door access authorities. This function precisely appoints access authorization including activations of access authorization of specific doors when the correlated doors are locked properly. Most commonly used in man-traps.



One door is open, at the same time, the others cannot open

Who is Inside

By using the "Who is inside" function, administrators can verify how many people remain in a specific area/room, with detailed personal information and access time. This function is typically used in a disaster situation where mustering is required.

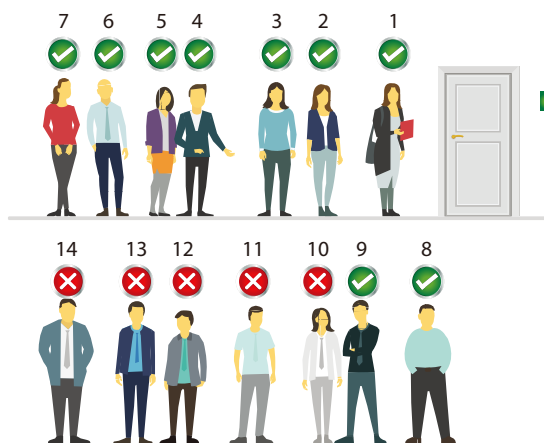


Personal ID	First Name	Last Name	Department	Last Access Time	Last Access Reader
018964	John	Wilkinson	Account	5:00pm	015635

Access Limitation

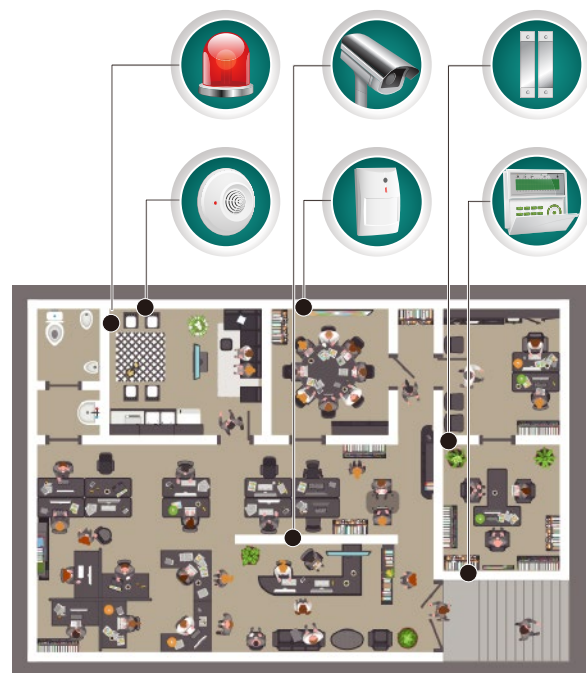
Allows administration the ability to limit the number of people in a limited space. Example: If a room is reserved for 10 people, the system can be programmed to accept only 10 authorized credentials, when one person leaves another person can enter constantly keeping the number of occupants at 10.

Maximum reserved for 10 people
Access Control only allows 10 people to access



E-Map

E-Map enables administrators to have a clear and accurate view of all event points. With its cutting edge multi-level E-map structure, administrators can simultaneously monitor multi-levels / areas events.



Access Control Time Zone (Card/ Fingerprint)

Allows administration to set specific time zones during the day that specific credentials are valid. Example; During the normal business hours the records room can be access with a RFID card, however after 5:00 a person would be required to use the RFID card as well as palm, finger-vein, visible light facial recognition, fingerprint, facial recognition and password. Multi-authentication during specific time zones.



Auxiliary Input and Output

• Auxiliary Input:

Used to connect to devices, such as, the infrared sensor or smoke sensor, exit button, contact sensor, door contact and intrusion alarm.

• Auxiliary Output:

Mainly connected to alarm, it is used when linkage is working, such as, burglar alarm, alarm, LED light, buzzer.



Flexible and Editable Text Function for LED / LCD Display Panel

ZKBio CVSecurity provides a programmable LED / LCD display function to show real time and editable “who is inside” personnel information. It allows for users to generate reports showing where card holders are within a facility. As a card holder swipes he/she will be granted access to the area and his/her name and location will be simultaneously shown on the connected LCD screen.



LED Display

LCD Display

LED / LCD display to show who is inside the specific area

Remote Lock-Down

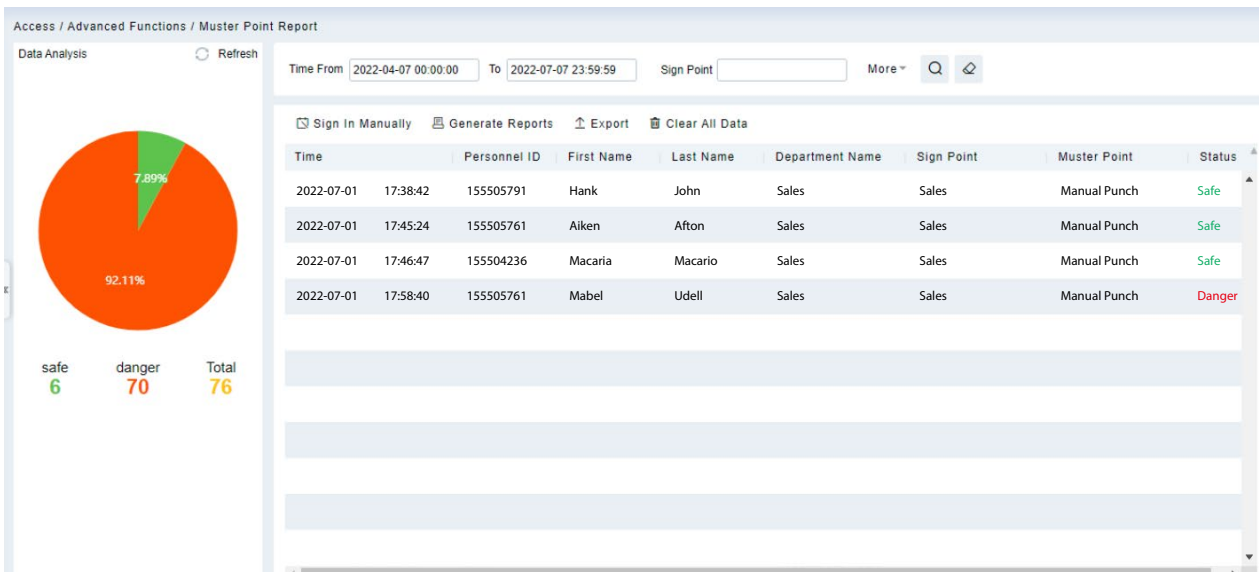
Administrators can remotely open/close and/or lock down all or selective doors on the system. When in 'Lock-Down' all access is overridden until lock down is deactivated.



When the "Active Lockdown" command is activated, all doors will be locked at the same time

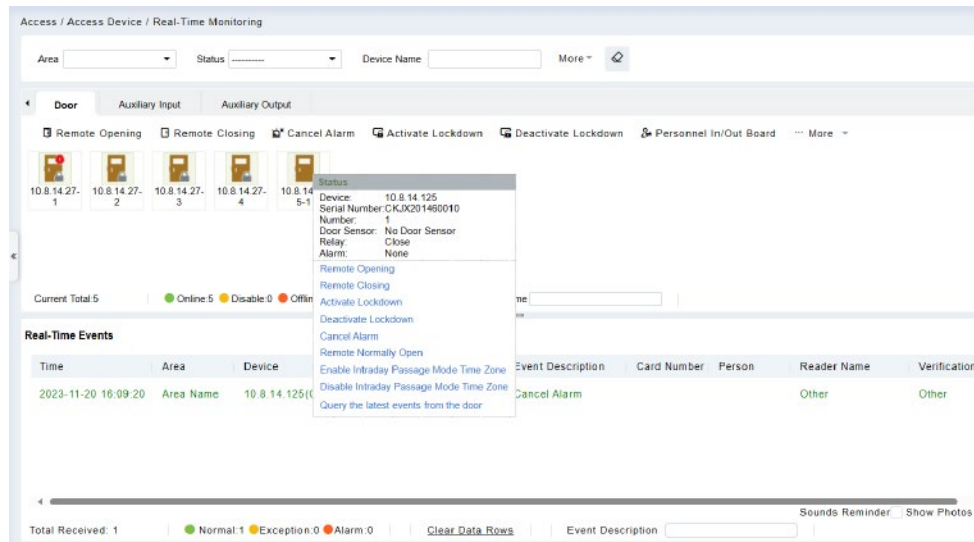
Muster Point

Users may designate any access control device in a particular position as the Muster Point. In case of emergency, the linkage system triggers the activation of the Muster Point to open the door, and the access control device can thus identify and automatically count the number of escaping people in the monitored area.



Real Time Monitoring

ZKBio CVSecurity enables users to monitor the entire system, real time, by showing all the detailed status, including any abnormal situation at a door with support of video linkage and photo capture pop-up when an abnormal security event occurs.



Door opening timeout, Relay closed / Without relay status, Door Sensor Opened



Door opening timeout, Relay opened/ Without relay status



Door opening timeout, Relay closed / Without relay status, Door Sensor Closed



Door opening timeout, Relay opened/ Door Sensor Closed



Door closed alarming, Relay closed/ Without relay status



Door closed alarming, Relay opened/ Without relay status



Door sensor unset, Door alarming, Relay closed



Door sensor unset, Door alarming, Relay opened



Door opening timeout, Without relay status/ Door sensor closed



Door locking



Device banned



Door offline



Door sensor unset, Relay closed/ Without relay status



Door sensor unset, Relay opened/ Without relay status



Online status door closed, Relay closed/ Without relay status



Online status door closed, Relay opened/ Without relay status



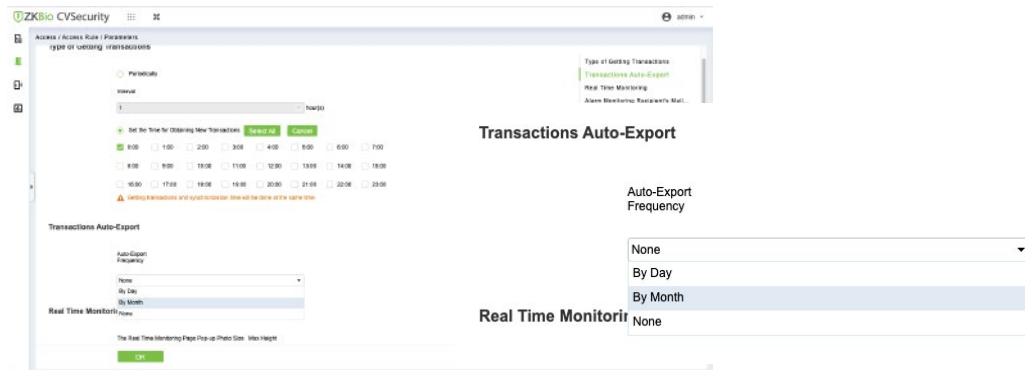
Door opened alarming, Relay closed



Door opened alarming, Relay opened

Transaction Auto-Export

The auto export function now provide option to user to export your report and data by day or by month, thus the system of ZKBio CVSecurity will send out the daily and monthly report automatically.



By Day

Auto-Export Frequency
 By Day

-- : 00 (hour:minute)

Export Mode:
 ☐ Daily Transactions
 ☒ All Data(export up to 30000 pieces of data)

By Day option:

A daily report the admin will auto receive a daily report via email.

By Month

Auto-Export Frequency
 By Month

☒ First day of the month
☐ Specific Date: -- (1-28)

Export Mode:
 ☐ Monthly Transactions(All transactions between date of last month and this month)
☒ All Data(export up to 30000 pieces of data)

By Month option:

User can choose either first day of the month or specific date to receive the monthly report.

Custom Rule for Various Department

User can based on their need to develop their own “Group” or “Department” rules in the software of ZKBio CVSecurity. For example, sales people shouldn’t be in office anyway, they always leave office earlier as sales person always work outside to meet with their clients. Admin can therefore made a custom rule to sales department for ignoring them the time checking of “late and early leave”.



Limited Entry by Access Level and Time Zone

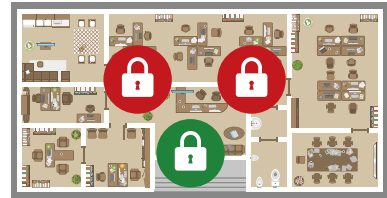
ZKBio CVSecurity is extremely flexible, allowing the administrator to schedule holidays, half-time days and special access for different access level. The access control can also be allocated based on time zones, floor levels, employees' designation or department. The admin will also get a notification if there is any unauthorized entry.



Monday - Friday
All Doors Open



Saturday - Sunday
All Door Close



Public Holiday
Door Selective Unlocking

Device Management Supports

The system supports batch management of devices, including functional parameter setting firmware version upgrade and recovery. Supports batch management of devices. The same setting can be applied to all selected device.

Synchronize All Data to Devices

Selected Device

☒ Standalone Device : 10.8.14.59,fanya-10.8.14.248,10.8.14.136
☐ Device Control : fanya10.8.14.228

Unselect All

☒ Access Authority
☒ AntiPassback
☒ Linkage
☒ Verification Mode Rule

☒ TimeZone, holidays
☒ First-Person Open Door
☒ Bg-Verification Options

☒ Door Parameters
☒ Multi-Person Open Door
☒ Auxiliary Input Setting

Total Progress

100%

Hidden Info

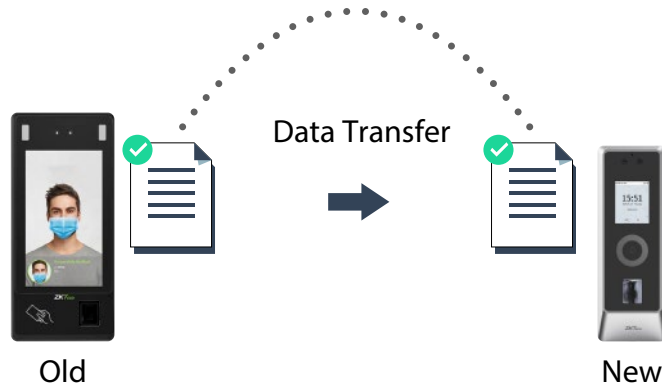
Synchronize

Close

Data processing, please wait.....
fanya-10.8.14.248:Data synchronizing, please wait...
fanya-10.8.14.248:Device synchronous data commands sent successfully...
Complete,Please go to the 【Device Monitoring】 page, view the command processing schedule.[Click here to jump to Device Monitoring](#)

Device Replacement


The latest function of ZKBio CVSecurity is Device Replacement, which allows for seamless replacement of devices and data transfer. In cases of device failure, the user can transfer all data and settings from the retired device to the new device by simply entering its serial number. This feature eliminates the need for manual reconfiguration of settings on the new device.



Report

The ZKBio CV Security Access Module generates several reports including daily attendance, leave summary, monthly detail, monthly statistical, department reports, annual reports and scheduled automatic reports.





Attendance

Time & Attendance

As an "All in One" security platform, the ZKBio CVSecurity contains a web-based time & attendance module. Administrators can manage the Time & Attendance module from anywhere they have access to the Internet. Moreover, this is a powerful time & Attendance system, which can handle most of the complicated time & attendance circumstance, such as, flexible shifts, multi-level OT, cross day shift and online leave application with multi-level approval.

Flexible Group Scheduling

ZKBio CVSecurity provides flexible group scheduling in the Time & Attendance module, providing users to group their employees, the entire company and individual departments with the same attendance rules. Users have the ability to set attendance parameters like check-in, check-out and overtime rules.

Temporary Schedule

Timetable

Work Type* Normal Work

Attendance Mode* Punch According to Normal Shift

Overtime Mode* Computer Automatic Calculation

Operation Instructions

1. You can drag the timetable to a single date in the calendar control to schedule.
2. In the calendar control, double-click a single date to schedule.
3. In the calendar control, press and hold the mouse to select multiple dates to schedule.

December 2021

<< TODAY >>

Monday	Tuesday	Wednesday	Thursday	Friday	Saturday	Sunday
29 Holiday	30 Holiday	01 Holiday	02 AM Shift PM Shift	03 AM Shift PM Shift	04 AM Shift PM Shift	05 Holiday
06 Holiday	07 AM Shift PM Shift	08 AM Shift PM Shift	09 AM Shift PM Shift	10 AM Shift PM Shift	11 AM Shift PM Shift	12 Holiday
13 Holiday	14 AM Shift PM Shift	15 AM Shift PM Shift	16 AM Shift PM Shift	17 AM Shift PM Shift	18 AM Shift PM Shift	19 Holiday
20 Holiday	21 AM Shift PM Shift	22 AM Shift PM Shift	23 AM Shift PM Shift	24 AM Shift PM Shift	25 AM Shift PM Shift	26 Holiday
27 Holiday	28 AM Shift PM Shift	29 AM Shift PM Shift	30 AM Shift PM Shift	31 AM Shift PM Shift	01 AM Shift PM Shift	02 Holiday

OK Cancel

Set Attendance by Area & Set Attendance by Person

Personnel Area Setting function is divided into "Area" and "Person".

- Area: Based on the area name to show all of the employee and staff's attendance information within the division.
- Person: Based on the employees and staff ID to display the attendance record.

Employee Self Log-In

Employee Self-Log-in is a cutting-edge function for employees to enter the server to perform job-related functions anywhere and anytime. An employee can up-date personal information, leave an application, submit and exception, including OT, manual punch-in, shift adjustment, etc., and request a self-report inquiry.

User Login | Person Self-Login

Please enter your username.

Please enter a password.

Forget Password?

Login

Other login mode

Employees can:

- Apply leave
- Apply manual punch
- Apply overtime
- Self Report Enquiry



Merge with 3rd Party HR Management System

In order to extend the ZKBio CVSecurity functionality, ERP and HR integration is possible by generating automatic data with custom attributes , such as, staff name, department, area, staff ID, etc.



Multiple Attendance Methods

ZKBio CVSecurity supports multiple devices to be the time attendance point, such as Access Control Terminal LPR and Smart Camera, the original attendance transaction record and report could be exported and used for multiple used afterward.



Flexible Shift Scheduling

There are different T&A shift requirements in different industries, some of them are subject to chaos situation, such as, retail, F&B and patrol guard, a shift management with flexibility is essential for their operation management.

New

Adjust Type

Personnel Number

Name

Department Name

Adjust Date

Remarks

Adjust Personnel ID

Adjust Personnel Name

Adjust Department Name

Adjust Date

Save

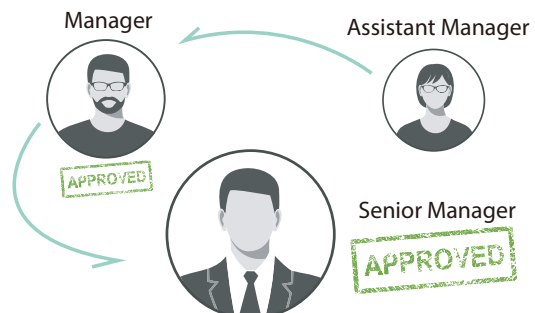
OK

Cancel

Multi-Level Approvals and Automatic E-mail Alerts

Leave, manual punches, overtime, schedule adjustment and other events can be applied through ZKBio CVSecurity platform, which will then be approved by multi-level approvers who are set by hierarchal level.

E-mail notifications about the application are sent to the authority to approve.

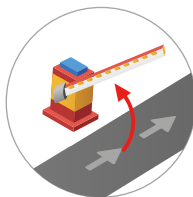


Access Control and LPR Attendance Tracking

Unlike most Time & Attendance systems on the market, ZKBio CVSecurity can link with the access control terminal and panel linked to the LPR (License Plate Reader) Terminal and retrieve records for time & attendance calculations.



LPR Camera scan the number on the license plate when vehicle is approaching its reading range



Parking barrier is lifted once the verification is confirmed



Attendance recorded



 USA
Office

 Australia
Office

 France
Office

Multi-Location

Users can access the centralized system anywhere by their web browser to remotely manage thousands of standalone terminals and controllers under wide area network (WAN)

Roll Call

Real-time attendance taking and quick statistics of absent personnel.

No Check-in Person				
Personnel ID	First Name	Department Number	Department Name	Status
100050761	Connie	0421	Content	Absent
152015424	Eric Bailly	0254	Technical	Absent
152586641	John	0012	Sales	Absent

Check-in Monitoring				
Personnel ID	First Name	Department Number	Department Name	Status
100548751	Andy	0236	Sales	Check In
123688512	Ashley	0236	Sales	Check In
103569984	Ivan	0025	Sales	Check In

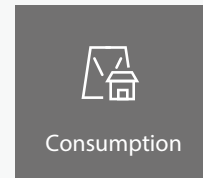
Report

Attendance Module supports to generate reports for administrators, such as, Daily Report, Leave Summary, Monthly Detail, Monthly Statistical, Department Report, etc.



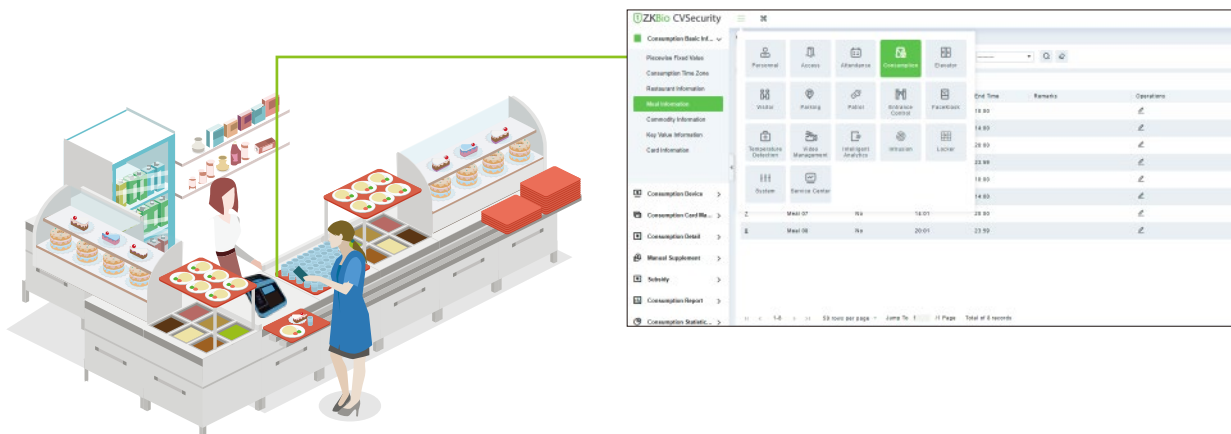
Consumption Management

ZKBio CVSecurity consumption is a desktop-based restaurant management software module designed to offer restaurants all necessary and useful tools to speed up service and increase efficiency of operation. The customizable options offered in the system is ideal for any restaurant type including fine dining restaurants, bistros, fast food chains, cafes, bars, etc. ZKBio CVSecurity consumption module helps staffs to complete their tasks efficiently in line with their operational style and business.



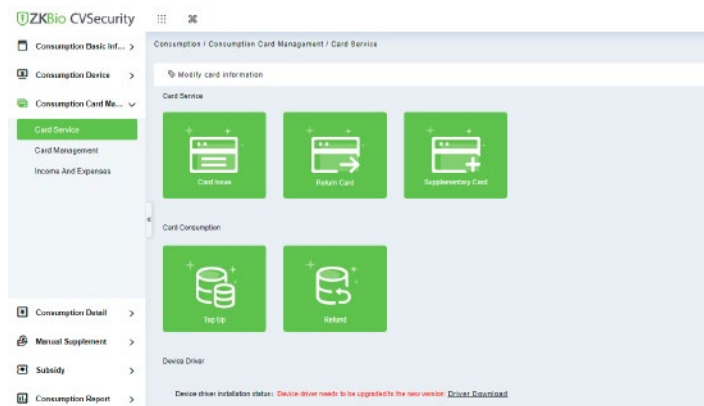
Diversification of Equipment Use and Consumption Mode

Users may switch the device usage to consumer machine, cash register or subsidy machine any time to meet the multi-scenario consumption demand. Users may also choose to set consumption modes: fixed value mode, amount mode, key value mode, counting mode, commodity mode and timing mode.



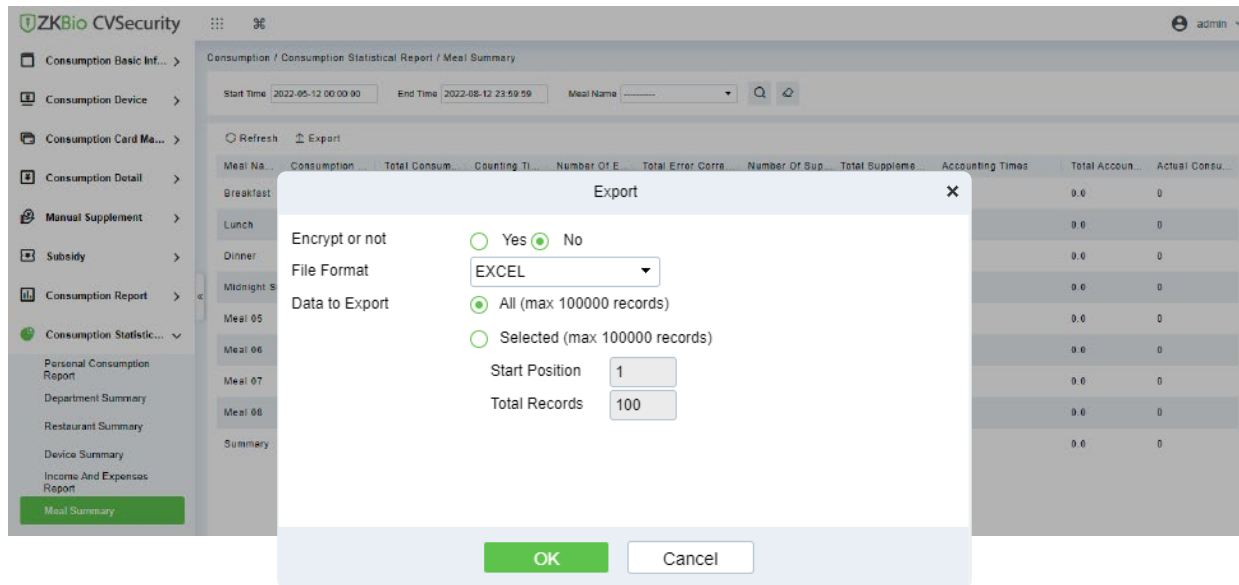
Supports Card Management and Multiple Card Operations

Users may conveniently modify card information, issue card, return card (support non-card return card), replenish card and other card operations, at the same time it is able to recharge, refund, all card information, card and cash receipts, loss details will be recorded for the convenience of inquiry and system management.



Export Consumption Details Report EXCEL/ PDF/ CSV

Personnel consumption details report supports exporting to EXCEL/PDF/CSV format, and consumption report is screened according to the time period required for the query, everyone can have a clear idea about consumption.



Subsidy Management

Attracts an increasingly wide audience by offering benefits to customers who are loyal to your store or to regular guests of your restaurant. With the ZKBio CVSecurity's consumption module, you can offer special prices to specific categories of customers or companies.

Subsidy collection process:

1. Software registration subsidy.
2. After approval of approval issued to the online subsidy machine.
3. Personnel on subsidy machine to swipe card to receive subsidies.



Consumption Hardware Display

ZKBio CVSecurity currently supports Promerc-10, promerc-20 and Promerc-30 consumer terminals, connected via TCP/IP, which makes it easy for administrators to set up device usage, consumption mode, and operate card issuance in the background to link hardware to manage consumption systems.



ProMerc-10



ProMerc-20




ProMerc-300

Report

The consumption report includes 9 kinds of statements such as issue card table, top up table, refund table, subsidy table, card suspend and resume table. The statistical report includes personal consumption statistics table, department summary table, restaurant summary table, equipment summary table, receipt, Summary table, meal summary table






Elevator

Elevator Control is designed to control the elevator access authentication, to manage personnel's access rights (using RFID card, Fingerprint, and other Biometric technologies) to different floors and supervise elevator events. Users may set registered user's right to floors and interact with the access control module to achieve the one stop management purpose. Only the authorized users can access to certain floors and doors within a period of time after being authenticated.

Elevator Floor Level Control

Solution 1: EC16 + DEX16 (Supports Maximun 128 Floors)

ZKBio CVSecurity has designed a unique function for elevator control, the EC16 panel and DEX16 floor extension board, it provides customers the most secure, scalable, versatile and affordable access control solution available today for elevators. It supports maximum 128 floors elevator.



Solution 2: DCS Integration (Support KONE, Mitsubishi elevator)

Full integration with 3rd-party elevator destination control system, such as Kone and Mitsubishi, improves energy efficiency and security level with smoother people flow.

Destination Control System DCS Integration



Present a card or a QR Code or verify the identify by facial recognition at the entrance control point. The screen will display the assigned elevator number and the destination floor.


Enter the assigned elevator

The elevator will go to the destination floor

Elevator Operation Limitation by Timeslots

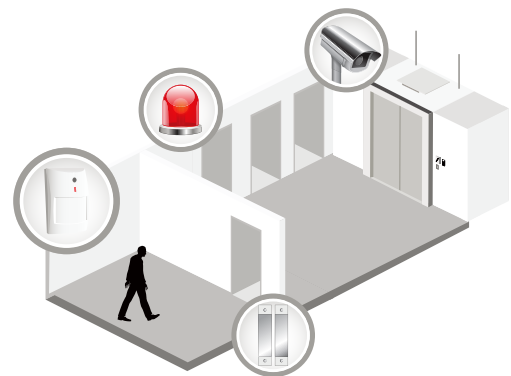
The integration with ZKTeco's products also enables to limit elevators' operation in specific time. For actual implementation, if the elevator control is set to stop operating to go upward between 9:00 p.m. to 7:00 a.m., Unauthorized persons will only be allowed to go downward even with cards for floor access.

9:00pm - 7:00am
Going Upward Disallowed



Global Linkage


Elevator control supports the global linkage function to trigger events / alarms once condition fulfilled, such as, unregistered personnel, illegal time zone access, duress verification, etc. The photo capture and video recording also are the highlight of this function.



Report

Elevator Control Module supports to generate reports to summary all transaction, exception event, and access right (by floor or personnel).



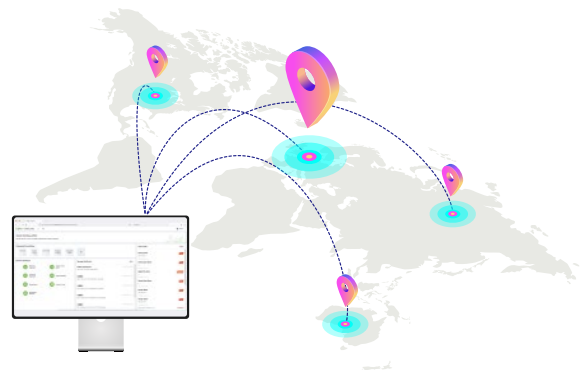


Visitor Module

Visitor Module is a web-based management system that implements entry registration, exit registration, snapshot capturing, visitor quantity statistics, reservation management and shares information among registration sites. It is highly integrated with the access control system and elevator control system. It is generally used at reception desks and gates of enterprises to manage visitors.

Multi-point Visitor Registration Management based on Web

Supports setting of visitor registration points, multi-point registration visitor management, and mutual sharing of a publicized management database.



E-mail, WhatsApp, LINE, Amazon SNS and SMS Notification Functions

During visitor registration, in case of overtime visits, visitor registration, overtime visitor registration, visitor checking out, monitoring lists, the system will deliver e-mail or SMS notification to visitors, recipients or managers in registration site. SMS and e-mail templates support customization, templates with different contents, delivery rules and recipients according to conditions can be customized. If it is set to deliver in day of visit, all notifications will be delivered to the specific recipients on specific time.



Email



WhatsApp



LINE



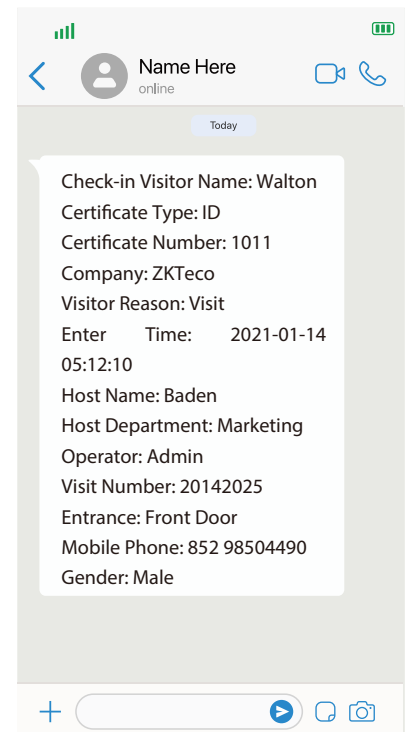
Amazon SNS



SMS



If there is an overtime visit, the system will deliver e-mail or SMS notification to visitors, recipients or managers in registration sites.



Visitor Management

Invitation (optional): For invited visitors, they invited may click the hyperlink sent via email or SMS for self-registration. Upon arrival, if reservation is not made, visitors may have self-registration, swipe-code registration or manual registration in the front desk.

If reservation has already been made, visitors may swipe codes of faces for verification to obtain access.

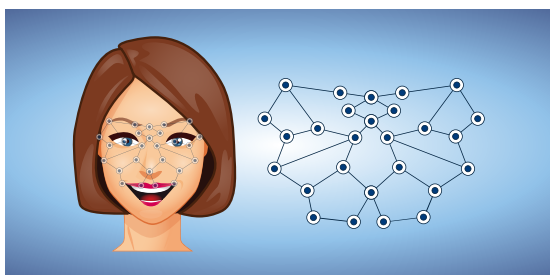
After registration of taking attendance, visitors' access right will be delivered to the devices, users may access upon successful verification in the authorized area devices of access control, elevator control and meeting rooms etc.

Finishing Visit: Over-time Automatic Sign-out, Verification and Sign-out in attendance points, and manual front desk sign-out




Visitor Module Supports Visible Light Facial Recognition

Client can use the photo capture function in the visitor registration page to register visible light facial templates, and share with all Visible Light Facial Recognition Terminals.



Face template registered



Visitor get access to door

QR Code Safe Entry Solution for Staff and Visitors

Mobile QR Code Check-in enables both staffs and visitors to complete touchless check-in process, by utilizing their own mobile devices to scan QR codes for access of secured areas.

Scramble QR Code for Better Security

In order to prevent unregistered people from gaining access by copying QR codes or barcodes without permission, the images of QR codes and barcodes in the URL can be set to dynamic (scramble), which means that the QR code images will be automatically changed in every 10 - 30s (adjustable). Administrators no longer need to generate new set of QR codes to update visitors' entry content anymore.



After visitors' registration, it enables interlinkage and delivery of QR codes to visitors for access control verification.

Maximum Visitor Check

In order to provide a secure visitor management system for a number of visitors visiting the office building, ZKBio CVSecurity has a function of maximum number of visitor check. Once the number of visitors on the day reaches the default upper limit, prompt pop up will be delivered when Admin enters the registration page.

Maximum visitor check

- ☒ Open single-day maximum visitor visits monitoring
Maximum number of visits
- ☒ Open single-day single-person maximum visitor visits monitoring
Maximum number of visits



Integrated Device to Improve Visitor Registration Speed

- OCR devices recognizes over 190 countries' passports and identity documents, and automatically fill in relevant visitor information.
- ID readers supports partial countries' identity documents, and automatically fill in relevant visitor information.
- Printers print visitor tags and visitors which are customizable.
- USB cameras and fingerprint readers quickly register visitors' fingerprints and faces.



USB Camera



USB Fingerprint Reader



OCR



ID Reader

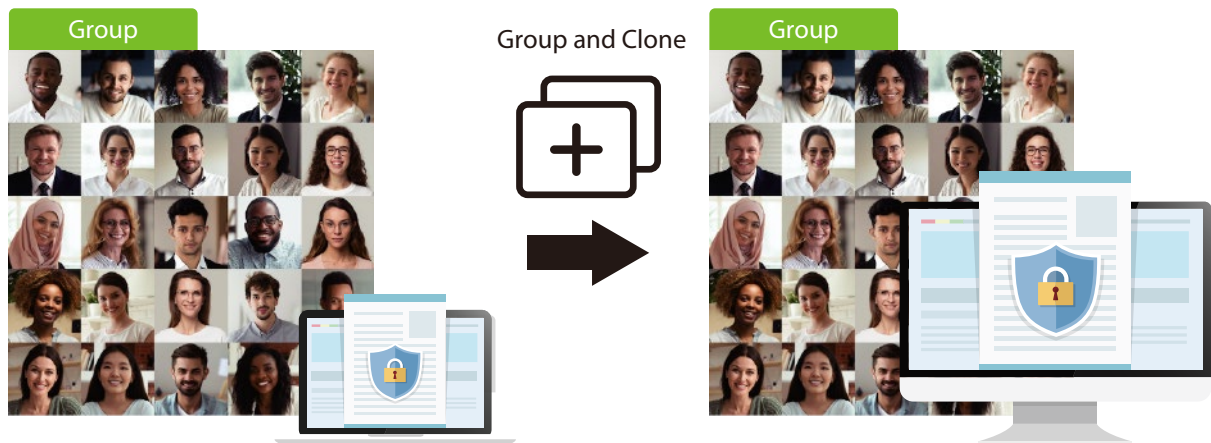


Printer

Grouping of Visitors and Duplication of Authorization Information

Supports visitor pre-registration in batch (through document import of visitor information), attendance in batch and sign out in batch.

Quick duplication of information including visitor authorization group, time and persons visited etc. for higher efficiency of the registration of re-visits.



Add Watch List

Add to Watch List function helps to mark special visitors. such as VIP, block list user. The system will automatically prompt the visitor information and visit history when register the same visitor again.



Privacy Protection of Visitors' Data

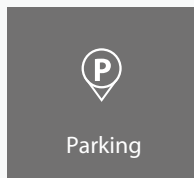
Supports customization of visitors' privacy agreement, relevant notification will be prompted upon visitors' registration.



Report

Visitor module can summary useful information of visitor last visited location and visitor history.



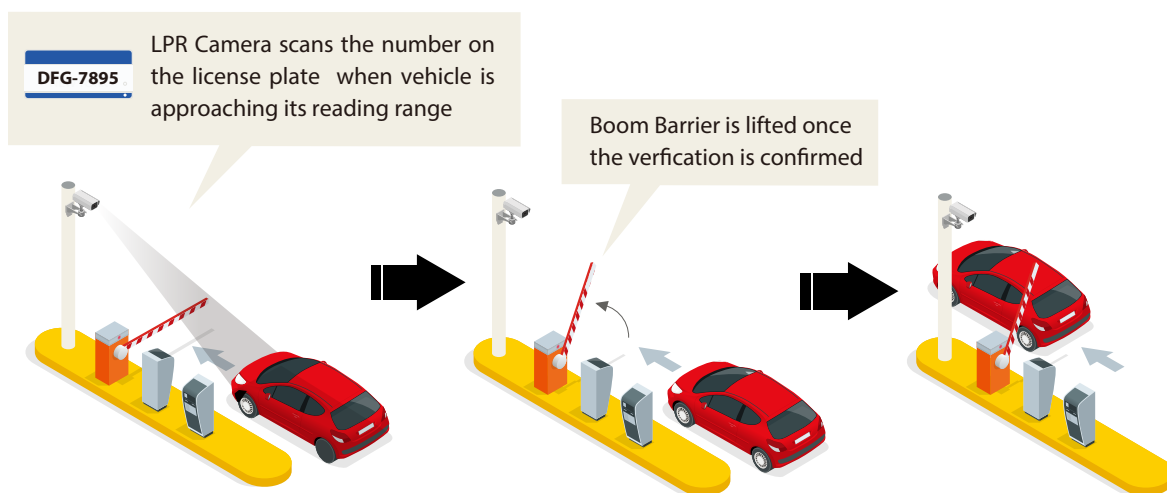


Parking Management

Automatic and intelligent vehicle management effectively and accurately monitors and manages vehicles at all exits and entrances via different criteria.

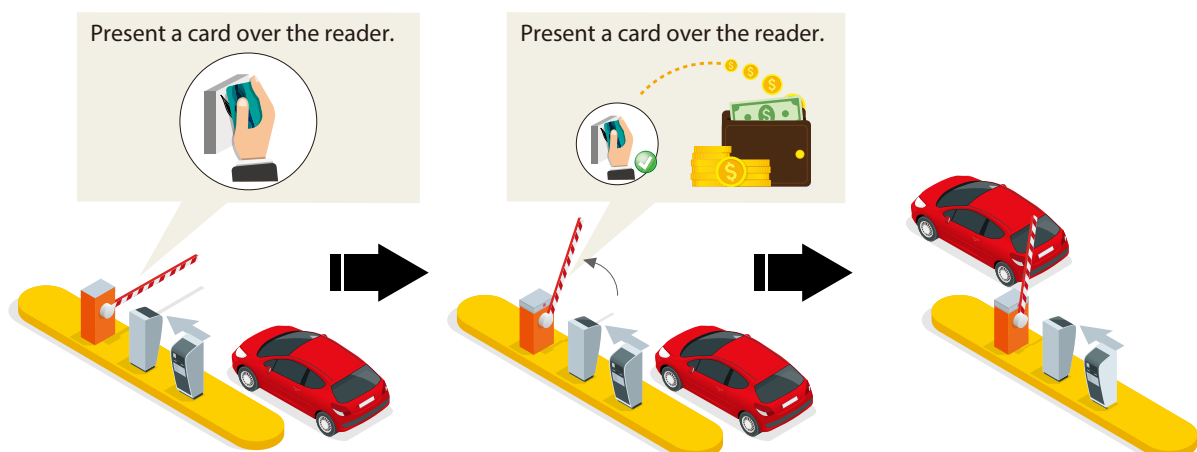
Automatic License Plates Verification (with LPR camera, integrated LPR Car ID And Supports 80+ Countries LPR)

LPR technology is an application of computer video image recognition technology in license plate identification area. Its operation starts when the vehicle is located at the entrance of the parking lot, the LPR camera will scan on the license plate characters, and its recognition technology will identify the license plate number, color and other information. If the number on the license plate is valid, the car park barrier will lift for access, otherwise, no access will be allowed.




Payment and Charge Management

ZKBio CVSecurity offers an advanced option for users to pay on their parking when they are entering into the car park. Users may simply present cards at the entrance, and pay charges when leaving the car park.




Two-factor Authentication of Facial and Number Plate Registration

Two-factor authentication with facial recognition and license plate recognition enables extra security protection. The LPR camera scans and identifies license plates when a vehicle drives into the reading range. Then the system automatically searches the registered face image of the driver accordingly in the database for facial recognition. If both license plate number and facial recognition result match with the data in the database, the car park barrier will be lifted for access. If not, access will be denied.



Supports Parking Offline Mode

Offline mode refers to that the LPR terminal itself can save templates and finish the authorization process even in offline environment, the LPR system can still operate smoothly and fine. Meanwhile, under the offline environment, the templates and data cannot be updated.



People and vehicle can get access without network

Real Time Parking Lot Monitoring

It provides an additional function for administrators to have a real time monitoring in the monitor room, you can check video images and entrance and exit information of all guard booths in all parking lots.



Integrated LED

The integrated LED controller displays the company name, time, license plate number, remaining parking spaces, and the total number of vehicles.




Report

As an utilized LPR parking management system, the ZKBio CVSecurity parking module provides numbers of detail report, license plate report, charge details, vehicles in parking lot, daily and monthly reports, etc.



Guard Patrol Module

The Online Guard Patrol module is the new cost-effective way to accomplish guard patrol management. ZKBio CVSecurity can utilize the access control readers already in place as guard patrol check point readers. ZKBio CVSecurity terminals and readers boast biometric technology for added security. No additional equipment is required for the guard to carry.



Management

Guard Patrol is an efficient module to manage your security guards completing all their patrols at the correct time. Our guard tour system uses the latest technology to allow you to accurately monitor the times of patrols and when key areas have been visited.

The system works by installing the access control at areas around the building to be checked. Security guards swipe their own smart card or other biometric authentication to these points to record the time visited. Using the existing access control and time attendance, it reduces costs and ensures patrol tasks are completed.



Online with Access Control (Cost Effective)

The security guards have to identify their own checkpoints to the officer performing the patrol to note any incidents or observations. Using the ZKTeco access control with the powerful software ZKBio CVSecurity, enterprises no longer need to install the traditional guard patrol system (Location Tag), administrators can cut cost on the security's budgets.



Real-Time Patrol Monitoring and Check-Point Route

ZKBio CVSecurity provides the scheduled routes of the current day in the patrol plan. When the patrol security guards check-in based on the plan, the corresponding checkpoints in the patrol route will turn green. If the security guards don't check-in according to the plan, the checkpoints will turn red.

- Normal

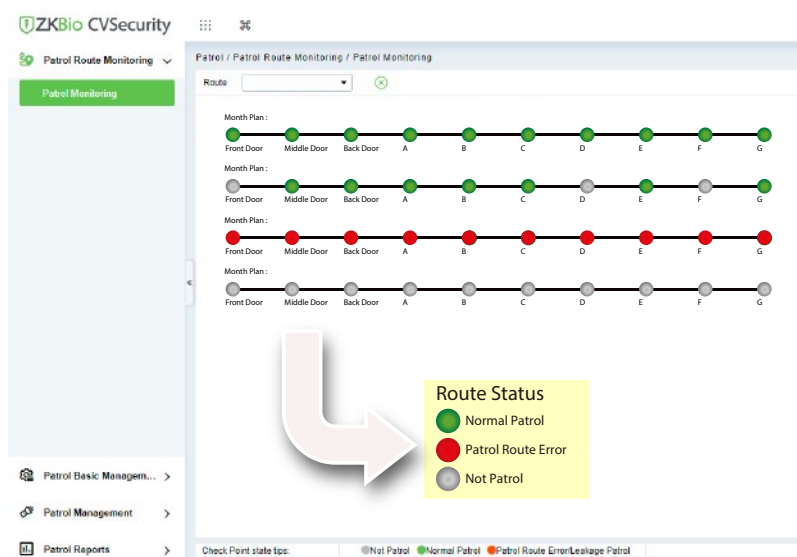
The patrol guard finished the patrol in the normal time segment and sequence.

- Patrol Route Error

The patrol guard finished the patrol in the normal time segment but in wrong route.

- Not Patrol

The patrol personnel did not Finish the patrol in the normal segment, that is the patrol guard did not finish the patrol route.



Report

In order to let administrators have a more detailed view of the patrol guard performance, the patrol module provides many useful reports, including all patrol transaction, patrol records, patrol route statistic, patrol personnel statistic.



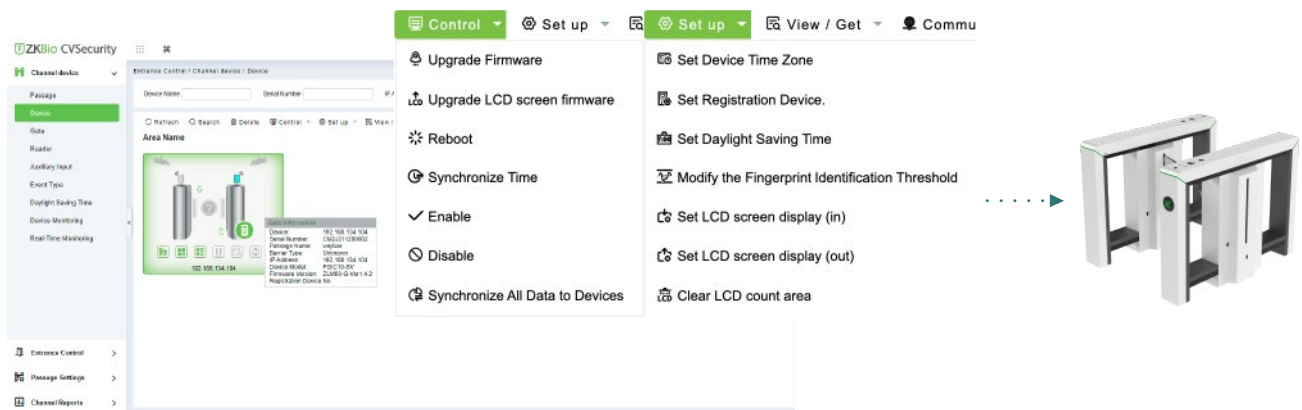


Entrance Control

The system connects the gate control board through channel device and directly controls the relevant parameters of the gate through software, which enable full control of entrance and exit and automatic management of the gate.

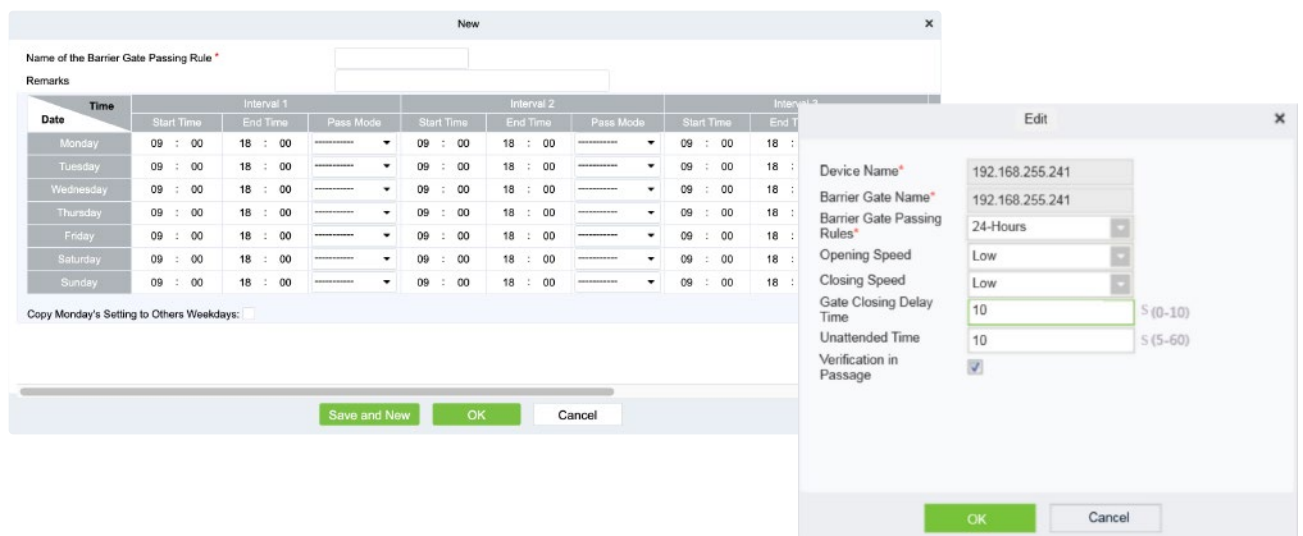
Device Online Upgrade

Online upgrades of device and LCD firmware, online device parameter configuration (time, daylight time, fingerprint matching threshold value, LCD display), device capacity and parameter acquisition.



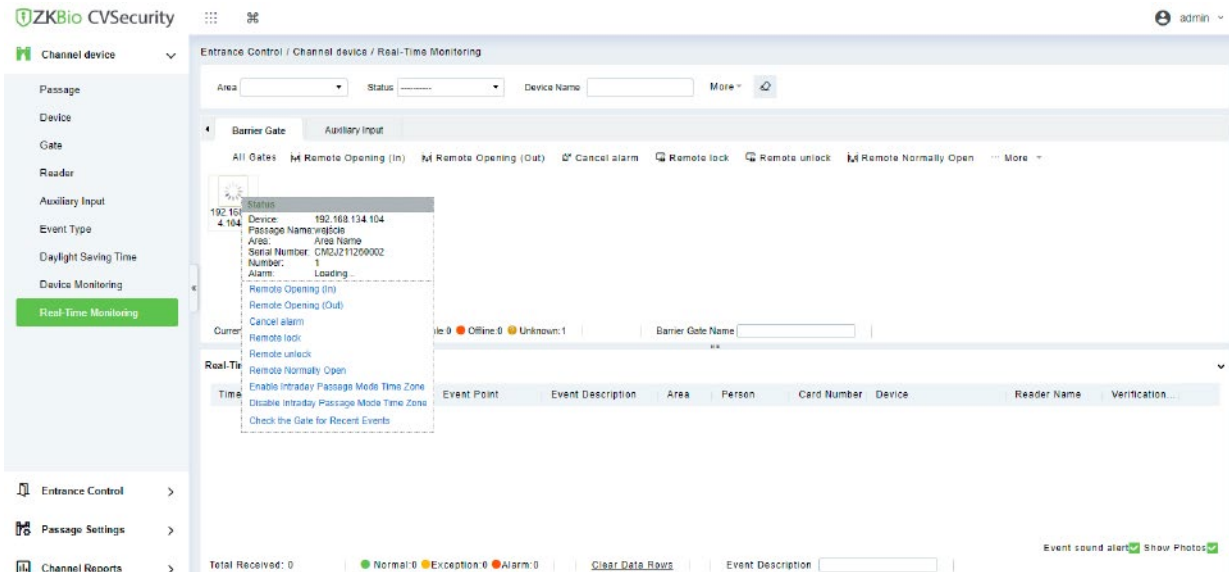
Entrance Control Access Rules

Set gate barriers' access rules and distributes personnel's access rights, configure anti-passback rules, enables remote configuration of the speed of opening and closing barriers, and the events of closing barrier delay



Real-Time Monitoring


Dynamic image display of barriers' status, supports remote barrier opening, remote activation of always-open timeslot, remote cancellation of alarm, and quick view of recent events of barriers



Report

Attendance Module supports to generate reports for administrators, such as, Daily Report, Leave Summary, Monthly Detail, Monthly Statistical, Department Report, etc. To maximize the working efficiency, the ZKBio CVSecurity supports the automatic report generating with custom formats & fields.





FaceKiosk

ZKTeco Facekiosk Series offer convenient facial recognition solution fitting different applications, by efficient management of Kiosk device for time & attendance, with user-friendly attendance details display and advertising display feature. With the Facekiosk Series, Users enjoy cost-effective and precise time attendance management.

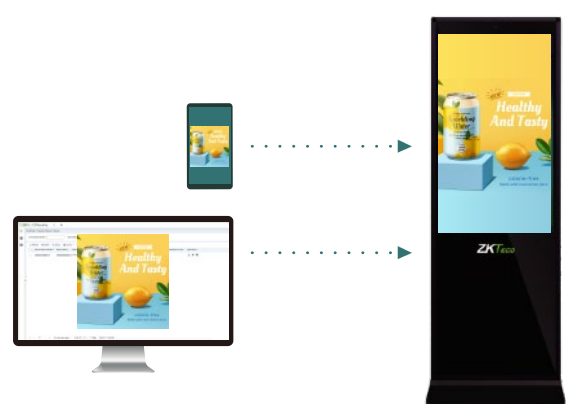
Managing Facekiosk Series Devices

ZKTeco Facekiosk Series is designed for facial recognition applications to various analysis, it efficiently manages Kiosk devices for time & attendance and Kiosk advertisement functions.



Kiosk Advertisement Management

FaceKiosk can be used as a display kiosk for marketing purpose. ZKBio CVSecurity enables user to manage and upload advertisement images and videos from anywhere they have access to the Internet.



Displaying Attendance Details by Area or by Staff

Area: Based on the area to show all staffs' attendance information.

Person: Based on the staffs' identities to display attendance record.

Time and Attendance Management with Kiosk Devices

ZKBio CVSecurity supports visible light facial recognition devices. Upon staffs' facing towards the Kiosk devices, their attendance will be accurately recorded for the monitoring and management of employees' attendance, including working hour, late arrivals, early punch outs, break hours and absence.





Smart Video Surveillance

Smart Video Surveillance System

Smart Video Surveillance system is an application with completely new upgrades. It not only includes foundational functions like real-time surveillance, video playback, decoding for multi-screen video wall, log management and alarm record management, but also includes behavioural analysis, situation analysis, heat map, and people & vehicle control etc. for the interlinkage applications of recording, access control, elevator control, digital map and video wall.

Supports up to 10,000+ Cameras with H.265+ High compression format

ZKBio CVSecurity smart video surveillance system supports up to 128 cameras per server with multiple video servers controlled by viewing client. It supports the standard of H.265+ / H.264 high profile compression format that users can get a high-quality video at much lower bit rate.



Visualized Intercom

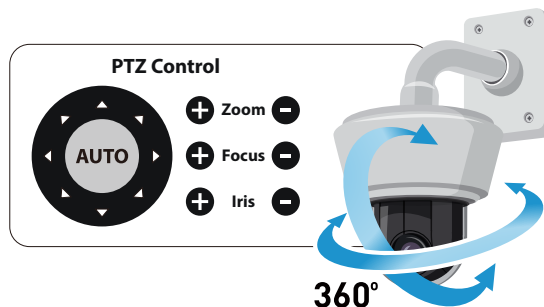
Upon request of communication from visible-light devices, the front-end client page may receive the calls and open doors etc.

Supports interlinkage with video, PTZ, Email or video wall via smart analysis including behavioural analysis and situational analysis etc.



Supports PTZ operation

The Software enables PTZ (pan-tilt-zoom) control of IP camera that is capable of remote directional and zoom control, and fine adjustment of centre position of camera. Also, zoom control, iris level adjustment and PTZ movement speed adjustment is also enabled to enhance both security and convenience level.



Camera Alarm Monitoring and Processing in the System

The system supports delivery of various alarms of the cameras to the system, thus enabling real-time monitoring of events in the alarm centre, with only a single click, security staffs may view the locations of the events of abnormality. The system also support preview of real-time video and playback of the video records of the events, and add records of the processing of the alarm events.



Admin can therefore set linkage action to capture, video recording, PTZ (Pan Tilt Zoom adjustment) and enable on-screen image and video display to popup when there is a linkage that triggers the security system.

General Intelligent

- Motion Detection
- Cover Alarm
- Privacy Protection
- Sound diagnosis
- Analytics transformations

Behavioral Analysis

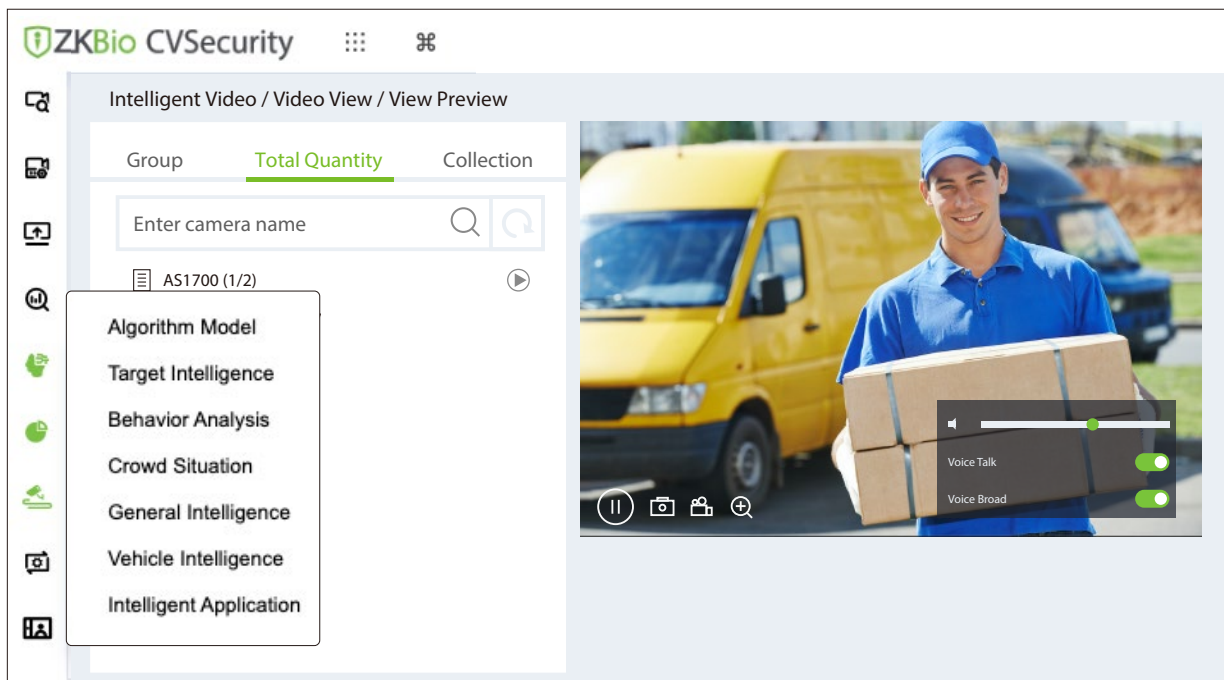
- Line crossing Detection
- Intrusion Detection
- Object Left Detection
- Object Remove
- Helmet detection
- Wandering Detection
- Region Entrance
- Region Exiting
- Electric Bike
- Firework Detection
- Fight detection
- Fall detection
- Call detection
- Smoking detection
- Reflective clothing detection

Target Intelligence Analysis

- Person and Vehicle Identification
- Personnel and vehicle fortification
- Video recognition as attendance record
- Mask recognition

Situation Analysis

- Line crossing Statistic
- Queuing Length
- Crowd Density
- Heat Map




Fire Detection and Alarm

The system is ideal for applications like warehouse, shopping mall, office building, etc as it automatically detects flame and delivers instant push alarm to prevent fire.



Sound Fluctuation Detection

In case any sudden change of sound is detected, for example crying of children or huge sound of object dropped in the ground, notification will be delivered to the security staffs for instant handling of any possible event of abnormality.

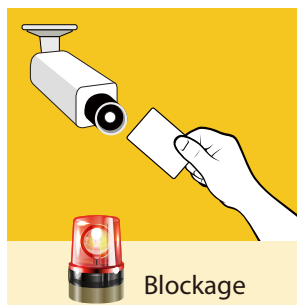


Motion Detection

This motion detection can detect a moving person, respond to the movement and get alerts whenever motion is detected outside public area or inside the office building with the Alarm Motion.


Tampering

Once tamper detection has been detected, whether it is someone trying to knock the camera down or block its view, the system will deliver the presented linkage action to user.



Video Loss

Once the security surveillance cameras, some or all of them, suddenly stop working, deliver video loss message or signal loss on screen, admin might get linkage notification from ZKBio CVSecurity.



Defocused




Alarm Inputs

Alarm sensor device PIR motion detector, magnetic door sensor can be connected to the alarm input ports. With linkage action, door sensor can trigger the status of the front door.

Area Detection

In Area Detection, it is enabled to set specific alert areas in surveillance area and to set prohibited orientation of entrance. Once any target enters alert area, it will be acquired on screen and prompt notification will be made.




Item Detection

It is able to perform object detection towards any left item in security area according to size and duration of presence to judge whether the item is missed or intentionally left. It is also able to automatically activate alarm system and deliver notifications to management staffs. For example, in case any intentionally left object or any other dangerous goods is left in any specific area, linkage will be triggered.

Perimeter Protection

Smart video analysis with line crossing detection detects persons crossing the perimeter with real-time snapshots or short videos for line-crossing objects, an intelligent dashboard and detailed summary reports.



Human Detection

ZKBio CVSecurity can read people face once the system detect there is a human within surveillance area.

Pattern Recognition

In ZKBioCV Security, pattern recognition is used to detect various activities such as reflective clothing, helmet, smoking, and fighting. For instance, if an employee or visitor is not wearing reflective clothing and a helmet, or if people are smoking and fighting in a specific area, the camera will recognize these patterns and trigger a notification to the administrator for further action.



Vehicle Recognition

Vehicle Recognition is an advanced technology which automatically and quickly recognizes vehicles' license numbers, thus enabling administrators to easily search the registered owners of the cars within the period.

Search By Criteria

Platform name
Camera ▼
Device name
Camera (Carpark 64) ▼
Start Date
2021-12-30 11:26:52
End Date
2022-01-28 11:26:58
License plate
1AF 4235
Algorithm name
Cherie's RX7 ▼

Reset
Search

Visible Watermark

Watermarks can be added and displayed on the videos, including the copyright owners or logos for the protection of the video assets, and also the enhancement of brand uniformity. Also, the watermarks also prevent illegal and authorized use of the video files to ensure safety of the company.



Video Patrol

Video Patrol is enabled with online view from the cameras for real-time surveillance patrol. Patrol group can be created for specific patrol staffs, timeslots of patrol, patrol devices and patrol plans. Patrol staffs may log on to the system and preview their patrol via real-time video surveillance and report events of abnormality for manual alarm and patrol.

The system enables automatic generation of patrol reports for management staffs' review of the patrol.

Intelligent Video / Video Patrol / Real-Time Patrol

Video Operation

2

Not Started

0

In Progress

0

Pause

0

End

Today's Patrol Task List


Op...	Task List
▶	08:20-13:32(test2)
▶	15:05-19:42(test2)

Patrol Plan

Plan Name	Start Date	End Date	Patrol Group	Total Number Of Videos	Number Of Interactive Cameras	Patrol Plan Status
test2	2022-04-07	2022-04-14	Patrol3	3	3	Not Started

Video Device

- 192_168_130_251
- 192_168_130_59
- 192_168_130_211



Report

To complete the video surveillance function, the report is necessary , and ZKBioSecurity video surveillance module do offer detailed report, including, Video Report, Video Alarm Report, Video Event Record.





Intelligent Analytics

The "Intelligent Analytics" module focuses on intelligent analytics business, and actualized the design concepts such as enabling application, data analysis, process management and access control linkage based on scene application and data display through the perception and analysis ability of intelligent NVR or intelligent cameras.

People Control

ZKBio CVSecurity is powered by Artificial Intelligence (AI), and work with the latest ZKTeco facial recognition NVR. It provides face recognition functions to users including whitelist, blacklist control and people tracking function.

Allow List and Block List real-time monitoring

Allow List

ZKBio CVSecurity not only allows Admin to create allow list and rules for people who can go through whatever gate, but also gives Admin notifications when they arrive at specific areas.



For example, for VIPs and boss, you can do this with the white list notification system via ZKBio CVSecurity, by just simply uploading their images in the system, once they arrive at the surveillance area, they will be detected and notifications will pop up and appear on screen.

Block List

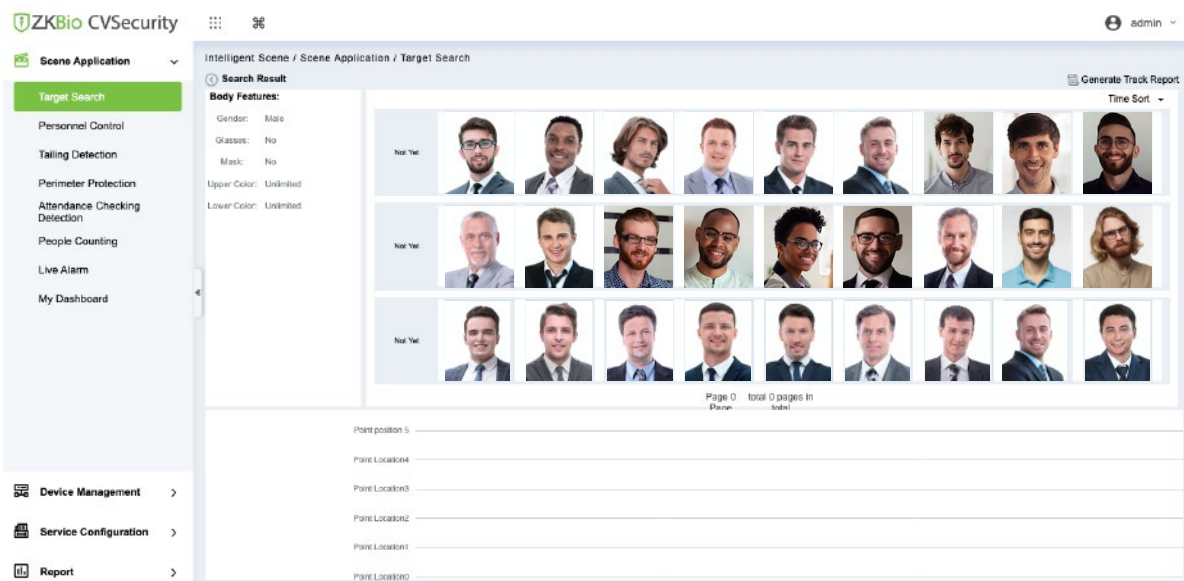
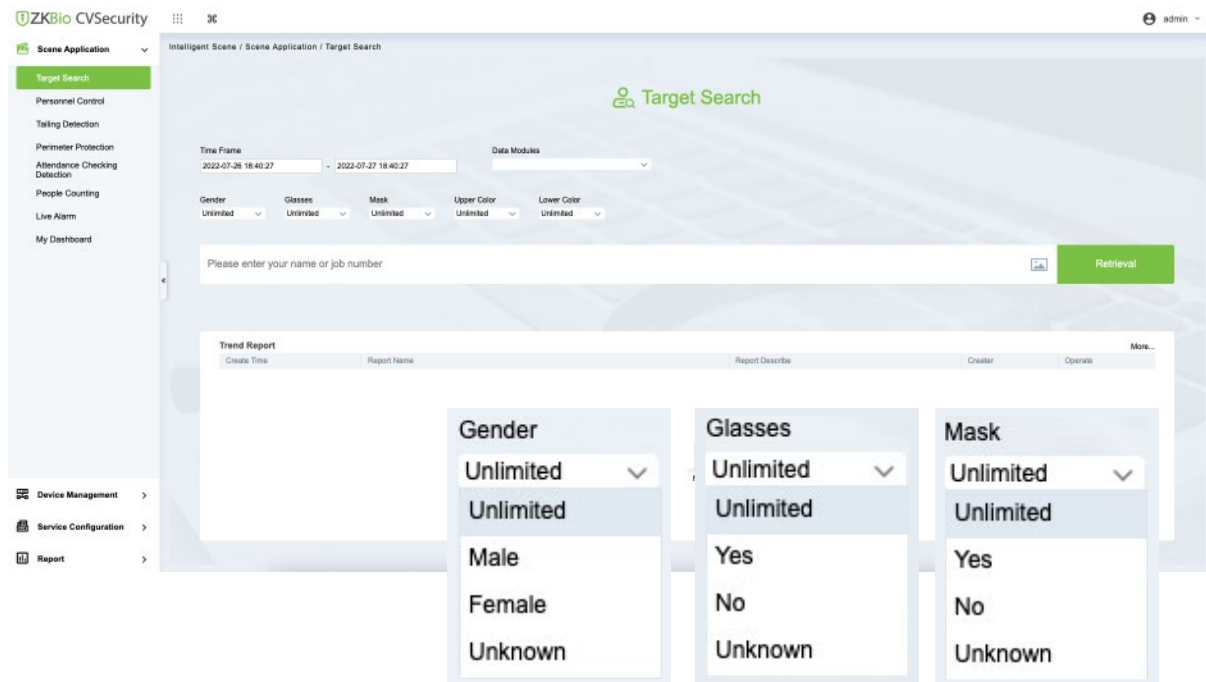
The Blocklist helps admin to screen and reject people to go through the gate, and also if those people are blocklisted, once they arrive the surveillance area, alert message will pop on screen.



For example, if a visitor is blacklisted, he or she thus will be disallowed to enter the building, admin will also be notified through the system of ZKBio CVSecurity.

Advanced Target Search

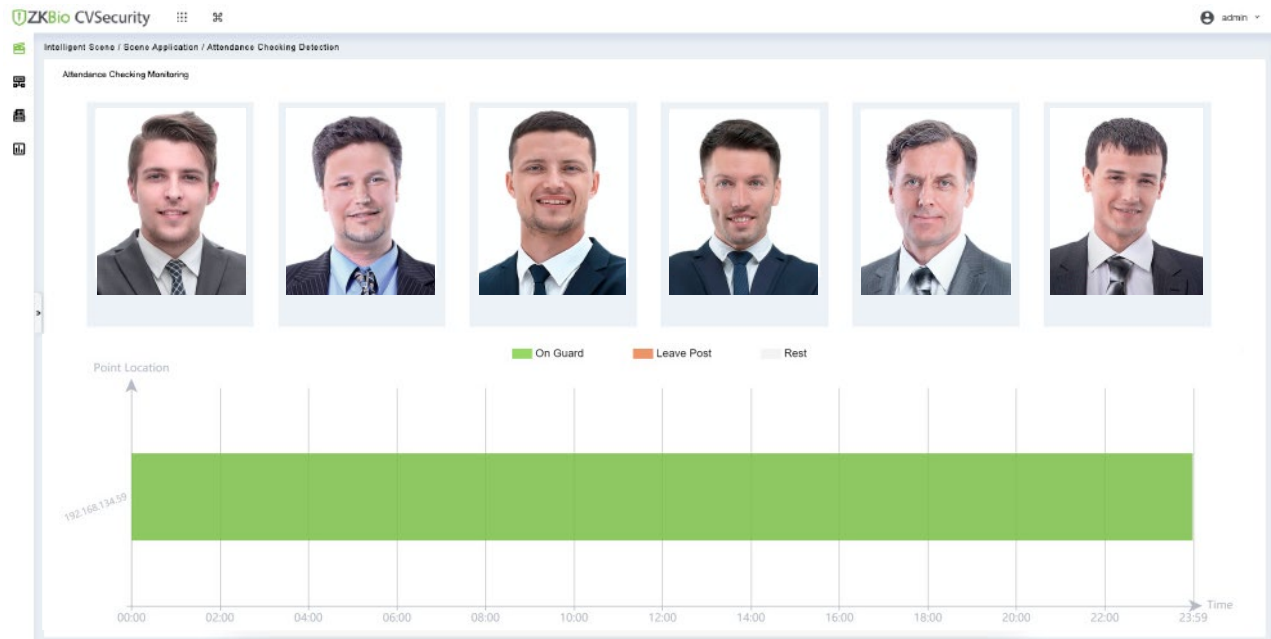
ZKBio CVSecurity is embedded with video structuralized algorithm, which enables target search of face images captured by access control devices or video devices. It also supports target search by personal features including name, staff number, gender, glasses, mask, color of upper-body clothes or lower-body clothes, and generation of tracking reports.



Attendance Checking

Real-time view of personnel attendance of the delegated area in smart dashboard.

Supports configuration of duty schedules, and current duty personnel are displayed on the dashboard.



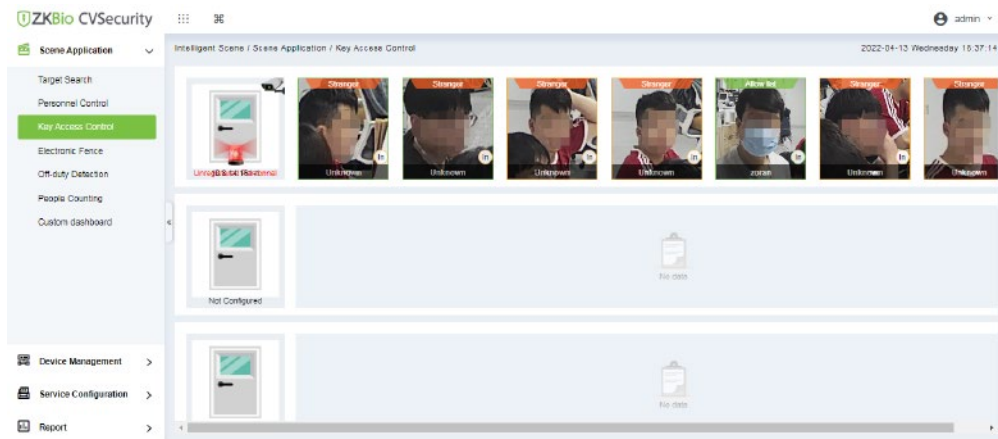
People Counting

Dynamically counts the number of people in the area, and prompt notification in case the number of people reaches the set value.



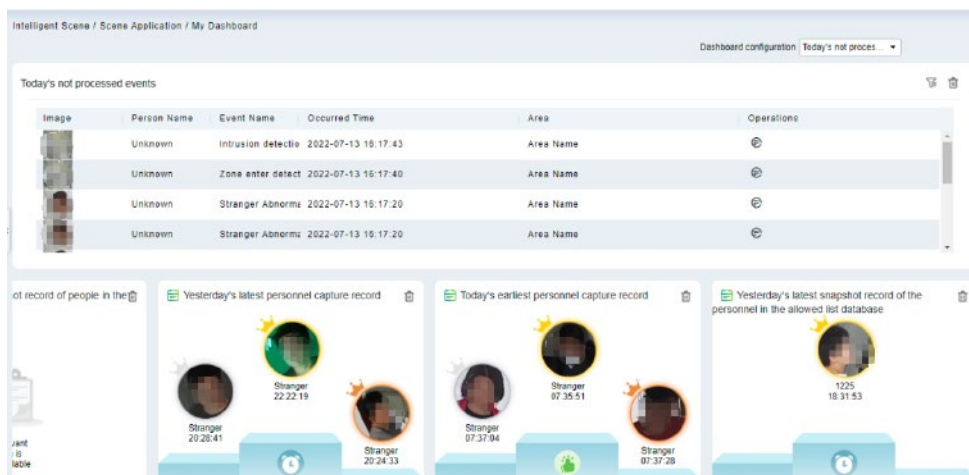
Tailing Detection

Facial recognition record can cross-check with access control record to validate any personnel enter without access control record. Quick search and view of person trajectory by capturing pictures



My Dashboard


Users may customize private or public dashboard in the setting, for example, display only VIP dashboard to the first 5 arriving people.



Report

Intelligent Analytics module enables generation of reports including all event, entry and exit records, trend reports, live alarm and dismissal reports.



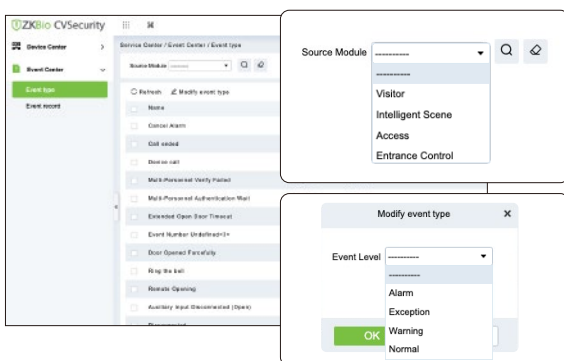
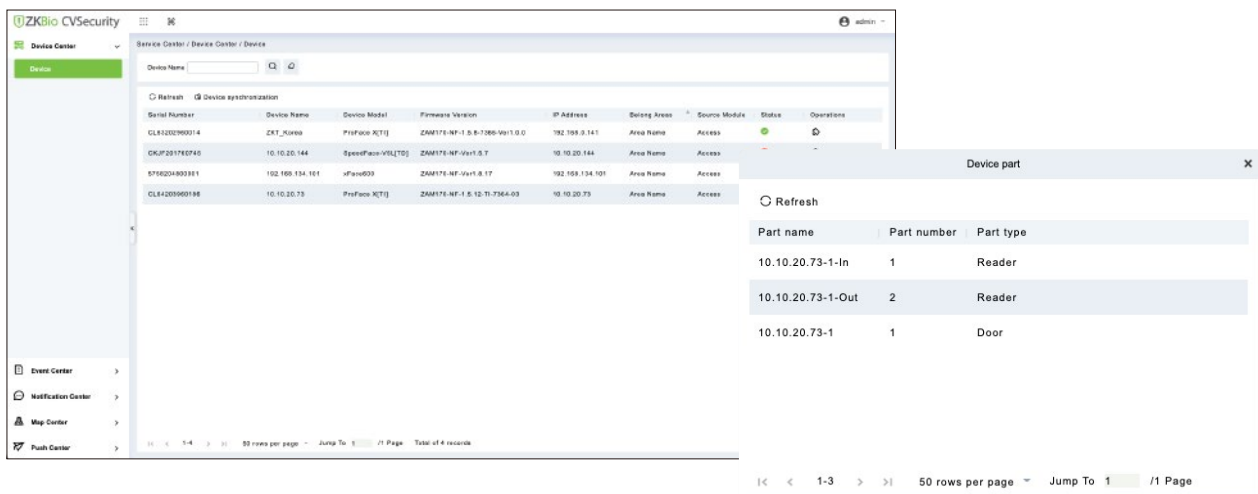


Service Center

Service Center module is a comprehensive tool for the management of access control, visitors, office, personnel, video surveillance and other related systems. It enables users to have clear and complete overview of all information for convenient monitoring and administration.

Device Center

Device Center provides real-time summary of all connected devices' information including access control, time & attendance and video surveillance, displaying information of the devices' operation and their status for the enhancement of security.



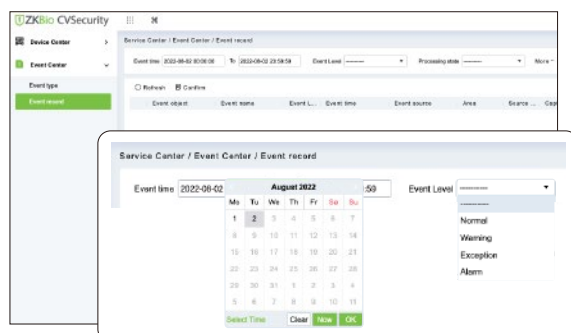
Event Center

Source Module:

There are 4 source modules including Visitor, Intelligent Analytics, Access Control and Entrance Control.

Event Types:

There are 4 event levels including Alarm, Exception, Warning and Normal.



Event Record

There are 4 event levels including "Normal", "Warning", "Exception" and "Alarm" in the event record. User can sort the data by time period.

Notification Center

Notification Center displays the time & attendance records and visitor records, and enables classified view of notification records by sort mode.

The screenshot shows the ZKTeco CVSecurity Notification Center interface. On the left, there is a sidebar with navigation options: Device Center, Event Center, Notification Center, and Notification Record. The main area displays a table of notification records with columns: Site, Notification Type, Source Module, Value, Create Time, and Operations. The table lists various events such as Visitor Checked Out, Visitor Arrived, Visitor Checked In, Visitor Reservation, and Visitor Checked Out. Two dropdown menus are shown on the right: 'Source Module' with options 'Attendance' and 'Visitor', and 'Reader Type' with options 'Abnormal Attendance' and 'Visitor Dynamics'.

Entry and exit Details

Service Center provides basic information of the records of entry and exit including employees or visitor's names, companies and phone numbers. This information also covers the facial images and images of ID cards captured at the entrance and exit.

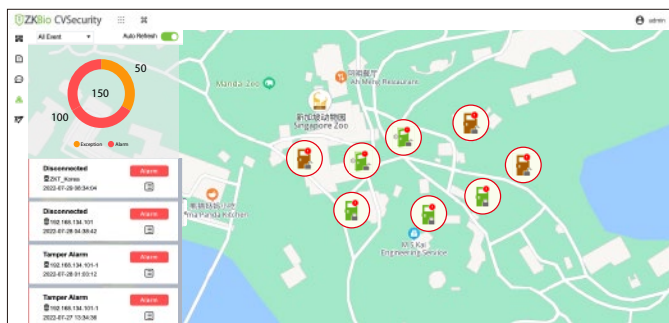
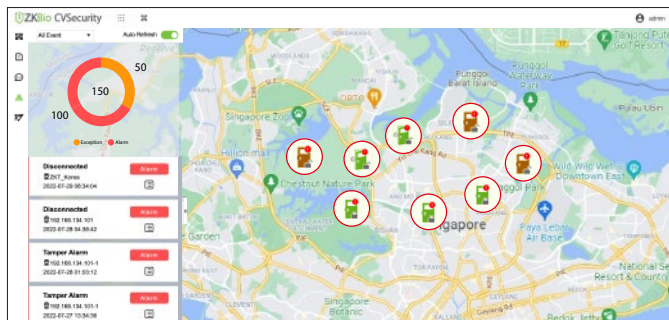
The screenshot shows two forms: 'RegistrationDetails' and 'Exit RegistrationDetails'. The 'RegistrationDetails' form includes fields for Host/Visited, Certificate Type, First Name, Company, Country/Region, Email, Visit Department, Certificate No., Last Name, Mobile Phone, Visitor Quantity, Visit Reason, Entrance, Gender, License Plate, Carrying Goods, Permission, Visitor Level, Card Number, Start Time, Device Verification, End Time, and Biometrics Type. The 'Exit RegistrationDetails' form includes fields for Certificate Type, Certificate No., First Name, Last Name, Carrying Goods, Remarks, Exit Place, Visitor Quantity, Add to WatchList, Valid Time, and Category. Both forms have a 'Capture' button and a 'Cancel' button. Below the forms, there are sections for 'Captured Photo' and 'Certificate Photo' with corresponding images.

Real time Monitoring in Map Center

Map Center integrates all event information in one real-time monitoring map. In case of event or abnormality, the alarm will be triggered and notification will be prompted and centrally displayed. The alarm and notification will be collaborated and placed into the GIS map to instantly locate the abnormal events for quick view of playback of the relevant videos. It also provides preview of live videos and record of event details for fast and convenient handling of events.

Ultimate User-friendliness and supports Google, Baidu and SuperMap on E-Map

Easy to create, edit, delete, and preview e-map that displays the locations of the alarms. Users can use GIS tools such as Google and SuperMap to improve daily operations of business.





Locker Management

Locker Management Module enables synchronization of data, online advertisement and locker assignments to employees. It also provides real-time monitoring of locker occupancy and event records.

Smart Locker Management System is Equipped with Contactless Face Recognition Technology

ZKTeco Locker Management System is a cutting-edge solution specially designed for employees' convenience. It integrates face recognition and RFID techniques for quick and convenience user experience.

• Contactless Face Recognition

With the technique, users are enabled to access the locked system with their faces as the key, no physical keys or cards or even QR codes are needed anymore for unlocking door.

• RFID

The locker system enables users including employees and visitors to easily access the lockers they are assigned with their RFID cards for convenient storage.



E-mail, WhatsApp, LINE, Amazon SNS and SMS Notification Functions

Smart Locker System provides notification to the users via email, WhatsApp, Line, Amazon SNS, and SMS in case their lockers are unlocked, to ensure that the users are aware of any access to their lockers. Even if the users' cards are held by any other person to open the lockers, the system promptly delivers notification to the lockers' owner to prevent unauthorized access.



Email



WhatsApp



LINE



Amazon SNS



SMS

Furthermore, in case the face recognition result or the RFID card does not match the log details, the system automatically delivers notification to the registered phone number and email for security purpose.

Anti-theft Alarm and Video Linkage

The Security Linkage System consists of a video monitoring system that can be triggered by unexpected events, including applying unauthorized cards to the card readers, forceful opening of locker, or dismantling of device. With notifications delivered to users, the system also activates alarm and starts video monitoring to alert the users and the security staffs.



Remote Advertisement Placement BY ZKBio CV Security

ZKBio CVSecurity transforms the Smart Locker System for even marketing. Users of the lockers can manage and upload images and videos of advertisement via Internet access for display on the smart lockers.



Real-time Monitoring of Locker Cabinets

With ZKBio CV Security enables monitoring of the status and the occupancy of the lockers, administrators can see which lockers are open or locked, and can even enable or disable the use of any particular locker for efficient security and support.





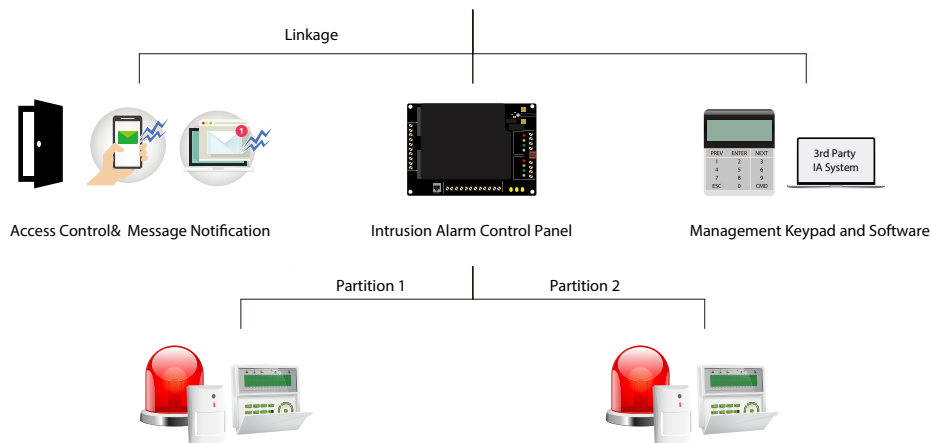
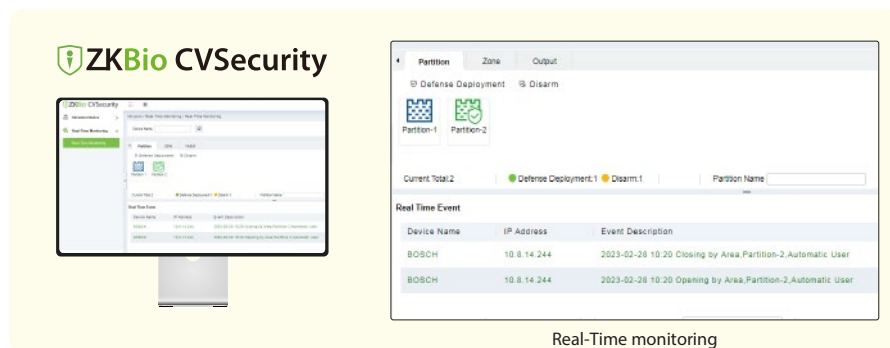
Intrusion Alarm

The intrusion alarm module is designed to detect and alert unauthorized entry into a building or outdoor area. The system's primary objectives may include warning occupants of the intrusion, deterring intruders, notifying the appropriate authorities of the break-in, or a combination of all these functions.

Integrates with the Third-party Alarm Control Panels to Monitor and Control the Partitions and Points Remotely

Through integration with third-party alarm controllers, ZKBio CVSecurity can remotely control devices and applications such as arming, disarming, alarm record and displaying defense zones on the map.

At present, the system has been integrated with BOSCH and RISCO, and the corresponding models and devices are listed below.



B Series:
B6512, B5512, B4512, B3512

G Series:
B9512G, B8512G



LightSYS32
LightSY50

High-level of Integration through Private Protocol

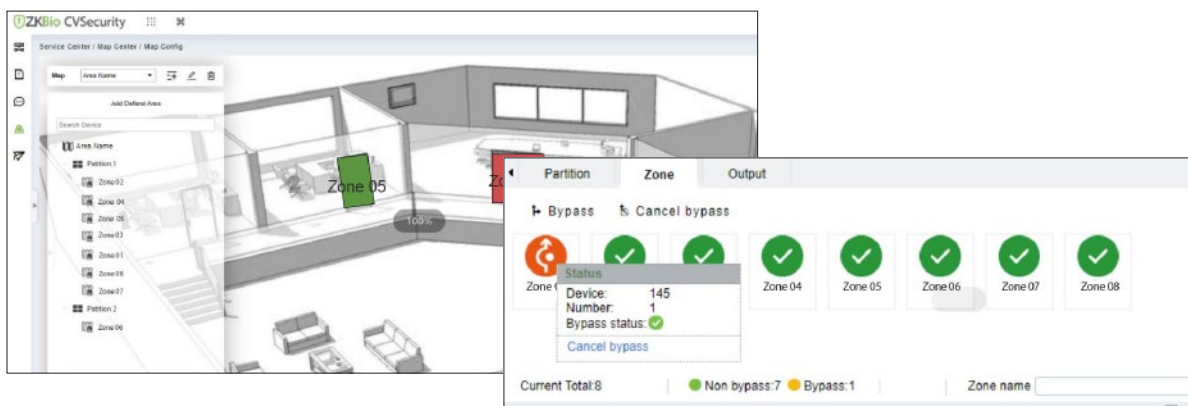
The ZKTeco engineering team focused on integrating modern access control systems with BOSCH and RISCO groups to provide not only safety and stability but also high-level performance.

ZKBio CVSecurity



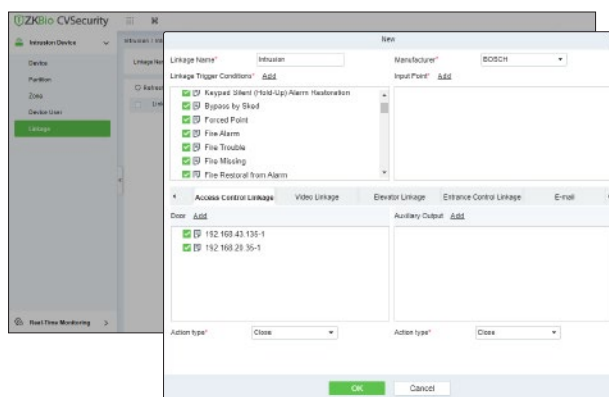
Supports Displaying Defense Zones on the Map

ZKBioCV Security supports defense zones, which enables the administrator to set the arming mode of a partition and control the zones on the map. The administrator can set the arming mode for a specific zone on the map, configure zone parameters, link a camera and PIR sensor to a zone, and either bypass or cancel bypass the zones via the module.



Supports Linkage and Global Linkage Functions

This function generates or triggers an action based on specific conditions, automating cross-platform interactions and notification systems. It includes relay inputs and outputs and can be linked to access control, video, elevator, entrance control, and email systems to streamline the alert process.





Video Intercom

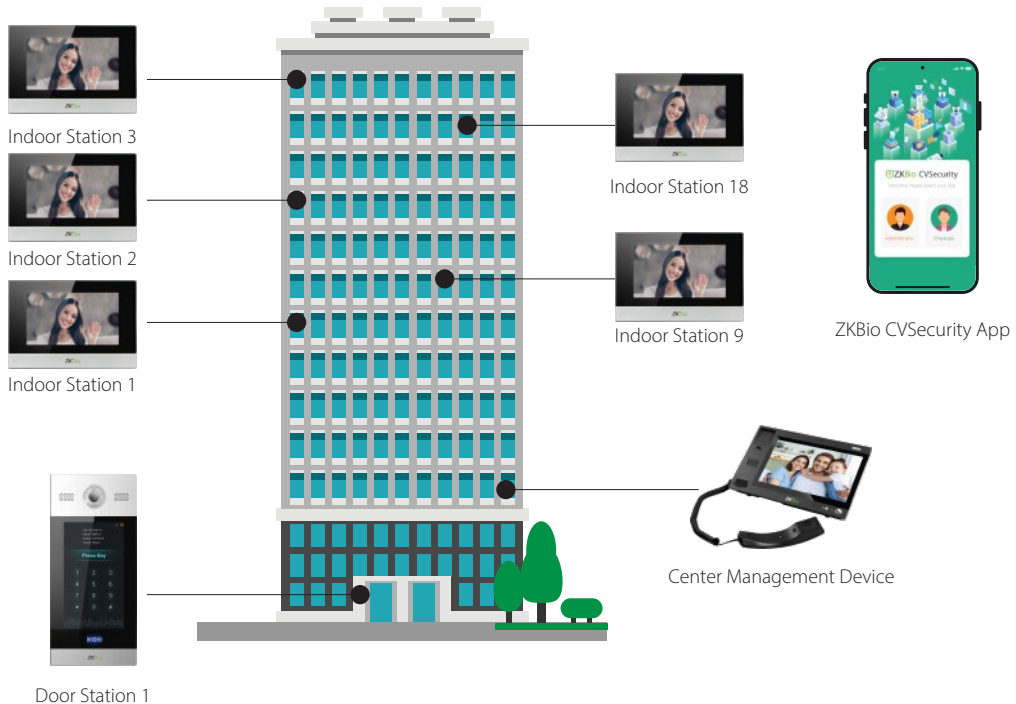
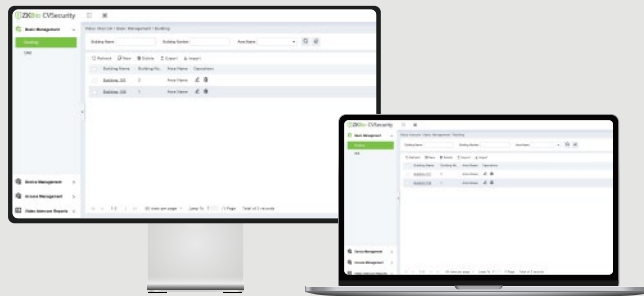
Video Intercom System

The video intercom system module is designed for centralized management and monitoring of all indoor and outdoor stations within a building by the control room administrator. It allows the administrator to access device status information, allocate access control permissions for door stations, and facilitates the viewing and reviewing of call records. This system enhances security and streamlines operations within the building, benefiting both administrators and personnel within the premises.

Streamlined Centralized Management and Monitoring with the Video Intercom System Module

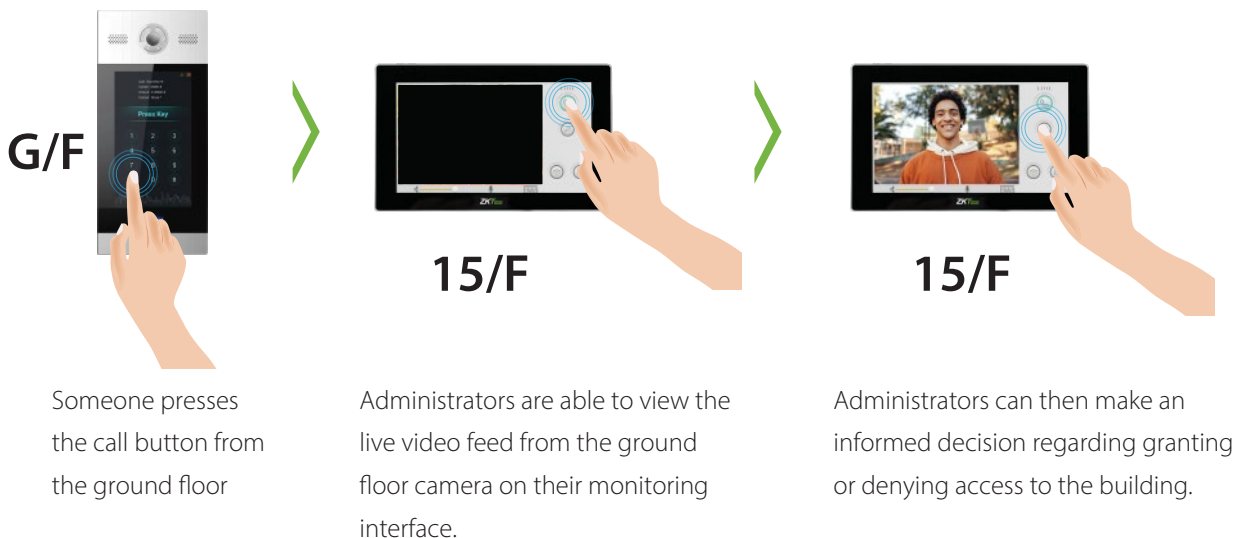
The video intercom system module is primarily used for centralized management and monitoring of all indoor stations and outer stations in the building by the control room administrator. It allows the administrator to obtain device status information and allocate access control permissions for door stations to personnel within the park. Additionally, it enables viewing and reviewing call records.

Management Office



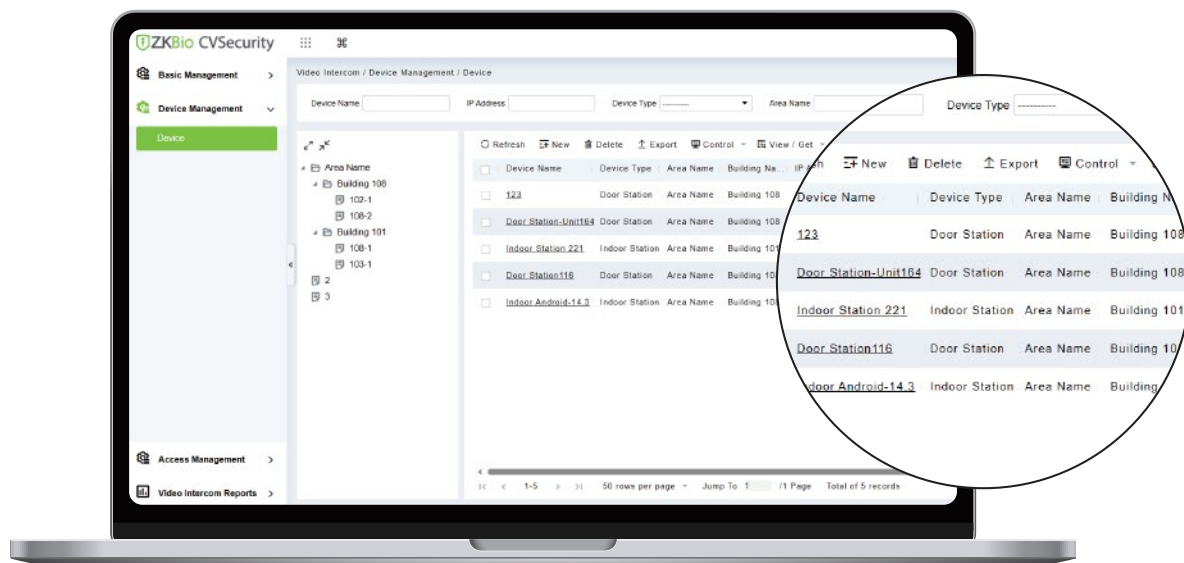
Video Intercom System and Access Control for Efficient Permission Management

The ZKBio CVSecurity video intercom system provides a convenient registration and access control permission management method for personnel within the park. It efficiently allocates entry and exit permissions to each resident.



Real-Time Monitoring of All Video Door Phone Devices in the Building

The Real-Time Monitoring of All Video Door Phone Devices in the Building is a comprehensive system that allows for continuous surveillance and oversight of all video door phone devices installed throughout the building. This advanced system provides administrators with the ability to monitor the status and activities of each device in real-time, ensuring enhanced security and seamless management.



Batch Management of Residents' Access Control Permissions

To ensure the safety and convenience of residents, it is crucial to have efficient management of access control permissions for all residents. By synchronizing information effectively and rapidly, the timely updating of access control permissions for residents can be ensured, thereby enhancing security and management efficiency.

By utilizing the intelligent ZKBio CVSecurity management platform, unified management and monitoring of access control permissions for all residents can be achieved. Through this platform, administrators have the capability to adjust and synchronize access control permissions for residents in bulk, anytime and anywhere, thereby improving the flexibility and efficiency of management.



For example, in a residential area with 10 buildings, residents living in the first building can only enter and exit through the entrance of Building #1 and the entrance of the residential area. Residents living in Building #2 can only enter and exit through the entrance of Building #2 and the entrance of the residential area.

Real-time viewing of call records and unlocking records

The video intercom system allows visitor personnel to enter and exit. All call records and unlocking records can be viewed and traced in real-time by the management office.

ZKBio CVSecurity admin

Basic Management > Device Management > Access Management > **Video Intercom Reports** > **Unlock Records**

Time From: 2023-06-20 00:00:00 To: 2023-11-20 23:59:59 Personnel ID: Device Name: [Search] [Refresh] [Get Records] [Export]

Time	Device Name	Personnel ID	First Name	Last Name	Unlock Met...	Number	Status
2023-10-26 14:25:40	116	100050761	Ethan	Smith	Face		Passed
2023-10-26 11:17:30	116	100055126	Olivia	Johnson	Face		Passed
2023-10-26 09:52:57	116	100058994	Liam	Williams	Face		Passed
2023-10-26 09:43:25	116	100064552	Ava	Brown	Face		Passed
2023-10-26 09:42:52	116	100072155	Benjamin	Jones	Face		Passed
2023-10-26 09:42:19	116	100025486	Sophia	Davis	Face		Passed
2023-10-26 09:25:44	116	100021586	Noah	Miller	Face		Passed
2023-10-26 09:25:36	116	100045698	Isabella	Wilson	Face		Passed
2023-10-26 09:25:24	116	100065985	Lucas	Taylor	Face		Passed
2023-10-26 09:25:15	116	100052669	Mia	Anderson	Face		Passed
2023-10-26 09:25:08	116	100050789	Alexander	Thomas	Face		Passed

< 1 2 3 4 5 > 50 rows per page Total of 275 records

ZKBio CVSecurity admin

Basic Management > Device Management > Access Management > **Video Intercom Reports** > **Call Records**

Time From: 2023-08-20 00:00:00 To: 2023-11-20 23:59:59 Personnel ID: Device Name: [Search] [Refresh] [Get Records] [Export]

Time	Device Name	Area Name	Number	Event Type	Ring Duration/second
2023-11-20 10:55:01	Building A	Area Name	10001	Call Out	9
2023-11-20 10:39:36	Building B	Area Name	10001	Call Out	17
2023-11-20 10:39:20	Building C	Area Name	10001	Call Out	13
2023-11-20 10:38:38	Building A	Area Name	10001	Call Out	7
2023-11-20 10:38:14	Building C	Area Name	10001	Call Out	10
2023-11-20 10:35:12	Building B	Area Name	10001	Call Out	8
2023-11-17 10:39:02	Building A	Area Name	10001	Call Out	2
2023-11-16 13:59:39	Building A	Area Name	10001	Call Out	2
2023-11-16 11:44:47	Building C	Area Name	2010007	Call Out	5
2023-11-16 11:44:02	Building B	Area Name	2010007	Call Out	5
2023-11-16 11:36:26	Building A	Area Name	2010007	Call Out	81

< 1 2 3 4 5 > 50 rows per page Total of 33 records

ZKBio CVSecurity

Report Templates

Personnel Management Summary Report @Personnel Module

ZKTECO
Person

Personnel ID	First Name	Last Name	Department Number	Department Name	Gender	Birthday	Password	Certificate Type	Certificate Number	Card Number	Email	Reservation Code	Mobile Phone
1	Jerry	Wang	1	General	Male	1980-04-23	1	1	TP443586	4461253	abwe@qwe.com	123456	50490464
2	Lucky	Tan	3	Development Department	Female	1982-12-08	2	3	784515	6155266	778@abc.com	123456	4425521
2040	Sherry	Yang	hotel	Hotel	Female	1987-12-01	2940	1	741741	1411237	555@qq.com	123456	145145145
3	Leo	Hou	4	Financial Department	Male	1988-12-22	3	1	23687	13271770	3232@qq.com	123456	34342543
4	Berry	Cao	1	General	Female	2007-12-05	4	4	745688QQWA	13592341	QWA@zzz.com	123456	74755466
5	Neool	Ye	2	Marketing Department	Male	2017-01-10	5	1	32242311	13260079	3322@qq.com	123456	6645454
6	Amber	Lin	4	Financial Department	Female	2017-07-04	6	1	784525004	4628036	787878@enu.com	123456	44620545
7	Jacky	Xiang	1	General	Female	2016-01-05	7	8	ees1213232	6323994	434@qq.com	123456	54243231
8	Glori	Liu	2	Marketing Department	Female	1985-12-05	8	1	433114354	6189166	987@abod.com	123456	77545353
9	Lilian	Mei	3	Development Department	Female	1982-12-23	9	1	X522030	9505930	8989@pp.com	123456	221112121

Access Report @Access Module

ZKTECO
Total People 10

Personnel ID	First Name	Last Name	Department	Card Number	Last Access Time	Last Access Reader
1	Jerry	Wang	General	4461253	2017-12-18 09:29:31	192.168.218.00-2-In
2	Lucky	Tan	Development Department	6155266	2017-12-18 09:27:12	192.168.218.00-1-In
2040	Sherry	Yang	Hotel	1411237	2017-12-18 09:55:52	192.168.218.00-1-In
3	Leo	Hou	Financial Department	13271770	2017-12-18 09:34:57	192.168.218.00-2-In
4	Berry	Cao	General	13592341	2017-12-18 09:55:58	192.168.218.00-1-In
5	Neool	Ye	Marketing Department	13260079	2017-12-18 09:34:18	192.168.218.00-1-In
6	Amber	Lin	Financial Department	4628036	2017-12-18 09:25:29	192.168.218.00-1-In
7	Jacky	Xiang	General	6323994	2017-12-18 09:27:18	192.168.218.00-2-In
8	Glori	Liu	Marketing Department	6189166	2017-12-18 09:34:20	192.168.218.00-2-In
9	Lilian	Mei	Development Department	9505930	2017-12-18 09:27:22	192.168.218.00-1-In

All Access Transactions @Access Module

ZKTECO
All Transactions

Time: 2017-09-15 00:00:00 - 2017-12-15 23:59:59

Time	Device Name	Event Point	Event Description	Personnel ID	First Name	Last Name	Card Number	Department Name	Reader Name	Verification Mode	Area Name	Remark
2017-12-15 18:28:02	192.168.218.60	192.168.218.60-2	Background Verify Success	6	Amber	Lin	4628036	Financial Department	192.168.218.60-2-In	Only Card	Area Name	
2017-12-15 18:28:59	192.168.218.60	192.168.218.60-1	Background Verify Success	6	Amber	Lin	4628036	Financial Department	192.168.218.60-1-In	Only Card	Area Name	
2017-12-15 18:28:45	192.168.218.60	192.168.218.60-2	Background Verify Success	5	Nicol	Ye	13260079	Marketing Department	192.168.218.60-2-In	Only Card	Area Name	
2017-12-15 18:28:41	192.168.218.60	192.168.218.60-1	Background Verify Success	5	Nicol	Ye	13260079	Marketing Department	192.168.218.60-1-In	Only Card	Area Name	
2017-12-15 18:28:38	192.168.218.60	192.168.218.60-2	Background Verify Success	1	Jerry	Wang	4461253	General	192.168.218.60-2-In	Only Card	Area Name	
2017-12-15 18:28:35	192.168.218.60	192.168.218.60-1	Background Verify Success	1	Jerry	Wang	4461253	General	192.168.218.60-1-In	Only Card	Area Name	
2017-12-15 18:28:23	192.168.218.60	192.168.218.60-2	Background Verify Success	2940	Sherry	Yang	1411237	Hotel	192.168.218.60-2-In	Only Card	Area Name	
2017-12-15 18:28:20	192.168.218.60	192.168.218.60-1	Background Verify Success	2940	Sherry	Yang	1411237	Hotel	192.168.218.60-1-In	Only Card	Area Name	
2017-12-15 18:28:17	192.168.218.60	192.168.218.60-2	Background Verify Success	9	Lilian	Mei	9505630	Development Department	192.168.218.60-2-In	Only Card	Area Name	
2017-12-15 18:28:13	192.168.218.60	192.168.218.60-1	Background Verify Success	9	Lilian	Mei	9505630	Development Department	192.168.218.60-1-In	Only Card	Area Name	
2017-12-15 18:28:08	192.168.218.60	192.168.218.60-2	Background Verify Success	3	Leo	Hou	13271770	Financial Department	192.168.218.60-2-In	Only Card	Area Name	
2017-12-15 18:28:01	192.168.218.60	192.168.218.60-1	Background Verify Success	3	Leo	Hou	13271770	Financial Department	192.168.218.60-1-In	Only Card	Area Name	
2017-12-15 18:25:18	192.168.218.60	192.168.218.60-1	Remote Opening						Other	Other	Area Name	
2017-12-15 18:25:04	192.168.218.60	192.168.218.60-1	Remote Opening						Other	Other	Area Name	
2017-12-15 18:23:52	192.168.218.60	192.168.218.60-2	Background Verify Success	1	Jerry	Wang	4461253	General	192.168.218.60-2-In	Only Card	Area Name	
2017-12-15 18:23:40	192.168.218.60	192.168.218.60-1	Remote Opening						Other	Other	Area Name	
2017-12-15 18:23:26	192.168.218.60	192.168.218.60-1	Remote Opening						Other	Other	Area Name	
2017-12-15 18:23:	192.168.218.60	192.168.218.60-2	Background Verify	1	Jerry	Wang	4461253	General	192.168.218.60-2-In	Only Card	Area Name	

Created on: 2017-12-15 18:35:39

Created from ZKBiSecurity software. All rights reserved.

Business Trip Report @Attendance Module

ZKTECO

Business Trip

Personnel ID	First Name	Last Name	Department Number	Department Name	Start Time	End Time	Remark	Operation Time
4	Berry	Cao	1	General	2017-12-15 16:37:27	2017-12-15 16:37:27		2017-12-15 16:37:31
5	Necol	Ye	2	Marketing Department	2017-12-18 11:42:28	2017-12-18 11:42:28	Go to Shenzhen	2017-12-18 11:42:51
8	Glori	Liu	2	Marketing Department	2017-12-18 11:42:55	2017-12-18 11:42:55	Go to Thailand	2017-12-18 11:43:08

Overtime Report @Attendance Module

ZKTECO

Overtime

Personnel ID	First Name	Last Name	Department Number	Department Name	OT Type	Start Time	End Time	Remark	Operation Time
3	Leo	Hou	4	Financial Department	Normal OT	2017-12-15 16:37:34	2017-12-15 16:37:34		2017-12-15 16:37:37
5	Necol	Ye	2	Marketing Department	Normal OT	2017-12-18 11:44:03	2017-12-18 11:44:03	Finish Project	2017-12-18 11:44:28

Daily Attendance Report @Attendance Module

ZKTECO
Daily Attendance

Personnel ID	First Name	Last Name	Department Number	Department Name	Record Date	Record Times	Earliest Time	Latest Time	Punch Time
1	Jerry	Wang	1	General	2017-12-15	35	16:33:27	18:28:38	16:33:27;16:33:29; 16:33:34;16:34:03; 16:34:04;16:34:05; 16:34:06;16:35:02; 16:35:03;17:35:25; 17:35:26;17:42:50; 17:42:51;17:42:52; 17:58:49;17:58:50; 18:04:44;18:04:45; 18:22:20;18:22:21; 18:23:12;18:23:16; 18:23:18;18:23:19; 18:23:36;18:23:37; 18:23:52;18:24:59; 18:25:00;18:25:13; 18:25:14;18:28:34; 18:28:35;18:28:37; 18:28:38;
2	Lucky	Tan	3	Development Department	2017-12-15	26	16:33:42	18:28:56	16:33:42;16:33:43; 16:33:51;16:33:59; 16:34:00;16:35:05; 16:35:06;17:35:32; 17:42:47;17:42:48; 17:59:03;17:59:04; 17:59:38;17:59:39; 18:04:59;18:05:00; 18:05:07;18:05:08; 18:09:35;18:09:36; 18:23:00;18:23:01; 18:23:02;18:28:53; 18:28:55;18:28:56;
2940	Sherry	Yang	hotel	Hotel	2017-12-15	17	16:33:16	18:28:23	16:33:16;16:34:08; 16:34:10;16:35:08; 16:35:08;17:35:19; 17:43:01;17:43:02;

Created on: 2017-12-15 18:38:31

Created from ZKBioSecurity software. All rights reserved.

ZKTECO					
Leave Summary					
Personnel ID	First Name	Last Name	Department Number	Department Name	Leave Type Statistics
1	Jerry	Wang	1	General	Casual Leave(1) Marriage Leave(0) Maternity Leave(0) Sick Leave(0) Annual Leave(0) Bereavement Leave(0) Breastfeeding Leave(0) Custom (0)
5	Nicol	Ye	2	Marketing Department	Casual Leave(0) Marriage Leave(0) Maternity Leave(0) Sick Leave(0) Annual Leave(1) Bereavement Leave(0) Breastfeeding Leave(0) Custom (0)
9	Lilian	Mei	3	Development Department	Casual Leave(0) Marriage Leave(0) Maternity Leave(0) Sick Leave(0) Annual Leave(0) Bereavement Leave(0) Breastfeeding Leave(1) Custom (0)
3	Leo	Hou	4	Financial Department	Casual Leave(0) Marriage Leave(1) Maternity Leave(0) Sick Leave(0) Annual Leave(0)

Leave Report @Attendance Module

ZKTECO
Leave

Personnel ID	First Name	Last Name	Department Number	Department Name	Leave Type	Start Time	End Time	Remark	Operation Time
1	Jerry	Wang	1	General	Casual Leave	2017-12-15 16:36:07	2017-12-15 16:36:07		2017-12-15 16:36:17
3	Leo	Hou	4	Financial Department	Marriage Leave	2017-12-15 18:38:48	2017-12-15 18:38:48		2017-12-15 18:38:53
5	Necol	Ye	2	Marketing Department	Annual Leave	2017-12-15 16:36:19	2017-12-15 16:36:19		2017-12-15 16:36:27
6	Amber	Lin	4	Financial Department	Sick Leave	2017-12-15 18:38:54	2017-12-15 18:38:54		2017-12-15 18:39:00
9	Lilian	Mei	3	Development Department	Breastfeeding Leave	2017-12-15 18:39:02	2017-12-15 18:39:02		2017-12-15 18:39:10

Time Shift Report @Attendance Module

ZKTECO
Shift

Name	Number	Schedule Type	Unit	Cycle	Start Date	Cycle Shift in one Month
Day Shift	1	Regular Shift	Day	10	2017-12-15	Yes
Night	2	Regular Shift	Day	10	2017-12-18	Yes
Flexible	3	Flexible Shift	Day	10	2017-12-18	Yes

Time Zone @Attendance Module

ZKTECO
Time Zone

Name	Number	Timetable Type	Check-in Start Time	Check-in Time	Check-out Time	Check-out End Time
Normal Time	1	Normal Time Zone	08:00	09:00	18:00	19:00
Flexible Timetable	2	Flexible Timetable	09:00			18:00
Day Time	3	Normal Time Zone	08:00	08:30	18:00	19:00
Test	T4	Normal Time Zone	20:00	20:30	23:30	23:59

Elevator control report @Elevator Module

ZKTECO

All Transactions

Time: 2017-06-18 00 : 00 : 00 - 2017-12-18 23 : 59 : 59

Time	Device	Event Point	Event Description	Personnel ID	First Name	Last Name	Card Number	Department	Reader Name	Verification Mode	Area	Remark
2017-12-15 10:36:43	192.168.218.65	192.168.218.65-9	Normal Punch Open	3	Leo	Hou	13280079	General	192.168.218.65-Reader	Card or Fingerprint	Area Name	
2017-12-15 10:36:43	192.168.218.65	192.168.218.65-5	Normal Punch Open	3	Leo	Hou	13280079	General	192.168.218.65-Reader	Card or Fingerprint	Area Name	
2017-12-15 10:36:43	192.168.218.65	192.168.218.65-9	Normal Punch Open	3	Leo	Hou	13280079	General	192.168.218.65-Reader	Card or Fingerprint	Area Name	
2017-12-15 10:36:39	192.168.218.65	192.168.218.65-1	Normal Punch Open	1	Jerry	Wang	9505630	General	192.168.218.65-Reader	Card or Fingerprint	Area Name	
2017-12-15 10:36:39	192.168.218.65	192.168.218.65-4	Normal Punch Open	1	Jerry	Wang	9505630	General	192.168.218.65-Reader	Card or Fingerprint	Area Name	
2017-12-15 10:36:39	192.168.218.65	192.168.218.65-3	Normal Punch Open	1	Jerry	Wang	9505630	General	192.168.218.65-Reader	Card or Fingerprint	Area Name	
2017-12-15 10:36:39	192.168.218.65	192.168.218.65-2	Normal Punch Open	1	Jerry	Wang	9505630	General	192.168.218.65-Reader	Card or Fingerprint	Area Name	
2017-12-15 10:36:36	192.168.218.65	192.168.218.65-8	Normal Punch Open	2	Lucky	Tan	13271770	General	192.168.218.65-Reader	Card or Fingerprint	Area Name	
2017-12-15 10:36:36	192.168.218.65	192.168.218.65-10	Normal Punch Open	2	Lucky	Tan	13271770	General	192.168.218.65-Reader	Card or Fingerprint	Area Name	
2017-12-15 10:36:36	192.168.218.65	192.168.218.65-9	Normal Punch Open	2	Lucky	Tan	13271770	General	192.168.218.65-Reader	Card or Fingerprint	Area Name	
2017-12-15 10:36:36	192.168.218.65	192.168.218.65-7	Normal Punch Open	2	Lucky	Tan	13271770	General	192.168.218.65-Reader	Card or Fingerprint	Area Name	
2017-12-15 10:36:31	192.168.218.65	192.168.218.65-8	Normal Punch Open	2040	Sherry	Yang	4481253	General	192.168.218.65-Reader	Card or Fingerprint	Area Name	
2017-12-15 10:36:31	192.168.218.65	192.168.218.65-8	Normal Punch Open	2040	Sherry	Yang	4481253	General	192.168.218.65-Reader	Card or Fingerprint	Area Name	
2017-12-15 10:36:31	192.168.218.65	192.168.218.65-7	Normal Punch Open	2040	Sherry	Yang	4481253	General	192.168.218.65-Reader	Card or Fingerprint	Area Name	
2017-12-15 10:36:31	192.168.218.65	192.168.218.65-5	Normal Punch Open	2040	Sherry	Yang	4481253	General	192.168.218.65-Reader	Card or Fingerprint	Area Name	
2017-12-15 10:36:51	192.168.218.65	192.168.218.65-5	Normal Punch Open	2040	Sherry	Yang	4481253	General	192.168.218.65-Reader	Card or Fingerprint	Area Name	
2017-12-15 10:36:51	192.168.218.65	192.168.218.65-8	Normal Punch Open	2040	Sherry	Yang	4481253	General	192.168.218.65-Reader	Card or Fingerprint	Area Name	
2017-12-15 10:36:51	192.168.218.65	192.168.218.65-8	Normal Punch Open	2040	Sherry	Yang	4481253	General	192.168.218.65-Reader	Card or Fingerprint	Area Name	

Created on: 2017-12-18 15:31:27

Created from ZKlibSecurity software. All rights reserved.

13

Guest Check-in Report @Hotel Module

ZKTECO

Guest Checkin Report

First Name	Last Name	Document Type	Document No.	Card Number	Check-In Time	Check-Out Time	Checkin Type	Room Name	Room Type
Maryan	Liu	ID	44443333	4117849102	2017-12-15 14:42:09	2017-12-15 15:18:49	Daily Rate Room	A1101	A
Carian	Xie	Passport	332454	4117858142	2017-12-15 14:51:15	2017-12-15 15:14:20	Daily Rate Room	B1103	A
Lucy	Feng	Passport	232145523	301973533	2017-12-15 14:43:39	2017-12-15 15:13:52	Daily Rate Room	A1102	A
Lucy	Feng	Passport	232145523	301973533	2017-12-15 15:13:52	2017-12-15 15:19:08	Daily Rate Room	B1105	A
Hook		ID	5577556	4117882404	2017-12-15 14:45:37	2017-12-15 14:50:09	Daily Rate Room	B1102	A
Maryan	Liu	ID	44443333	4117849102	2017-12-15 14:42:09	2017-12-15 15:18:49	Daily Rate Room	A1101	A
Bruno	Ke	Driver License	22322123	4117882404	2017-12-15 14:51:15	2017-12-15 15:14:20	Daily Rate Room	B1103	A

Visitor History Record @Visitor Module

ZKTECO Visitor History Record															
Visitor Code	First Name	Last Name	Company	Visit Reason	Host Number	Host First Name	Host Last Name	Visit Status	Card Number	Enter Time	Entrance	Exit Time	Exit Place	Carrying Goods In	Carrying Goods Out
800000011	Morry	Fang	Google	Visit	7	Jacky	Xiang	Check-Out	6180166	2017-12-15 11:44:57	server	2017-12-15 11:46:20	server	Camera Device	Camera Device
800000010	Tommy	Qi	ZKTeo-Th	Visit	6	Anber	Lin	Check-Out	6323804	2017-12-15 11:42:38	server	2017-12-15 11:46:28	server	Camera Card	Camera Card
800000009	Elian	Peng	ZKTeo-Eu	Visit	5	Necol	Ye	Check-Out	13522341	2017-12-15 11:41:01	server	2017-12-15 11:46:51	server	Book Bottle	Book Bottle
800000008	Goura	Viny	Esal	Visit	4	Berry	Cao	Check-Out	1411237	2017-12-15 11:38:14	server	2017-12-15 11:46:00	server	Kindle	Kindle
800000007	Monic	Wu	ZKTECO	Visit	1	Jerry	Wang	Check-Out	4628308	2017-12-15 11:21:08	server	2017-12-15 11:23:10	server	PC	PC
800000006	Bella	Yu		Visit	2040	Sherry	Yang	Check-Out	4461253	2017-12-15 11:05:28	server	2017-12-15 11:22:00	server	Video	Video
800000005	Bill	Fang		Visit	3	Leo	Hou	Check-Out	9505930	2017-12-15 11:02:36	server	2017-12-15 11:21:43	server	PC	PC
800000004	Tom	Lee		Visit	2	Lucky	Tan	Check-Out	13280079	2017-12-15 10:58:56	server	2017-12-15 11:21:31	server	IPAD	IPAD
800000003	Stephin	Chen		Visit	3	Leo	Hou	Check-Out	13280079	2017-12-15 10:47:43	server	2017-12-15 10:58:57	server		
800000002	Joey	Leung		Visit	2	Lucky	Tan	Check-Out	9505930	2017-12-15 10:46:06	server	2017-12-15 10:57:36	server		
800000001	Mary	Huang		Visit	2040	Sherry	Yang	Check-Out	4461253	2017-12-15 10:43:43	server	2017-12-15 10:57:27	server		

Patrol Guard Transaction Record @Patrol Module

ZKTECO All Transactions												
Time	Device Name	Personnel ID	First Name	Last Name	Card Number	Device Module	Route Name	Checkpoint	Verification Mode	Area Name	Remark	
2017-12-15 13:53:51	192.168.218.60	8	Glori	Liu	6180168	Access	Route1	checkpoint11	Only Card	Area Name		
2017-12-15 13:53:51	192.168.218.60	8	Glori	Liu	6180168	Access	Route1	checkpoint2	Only Card	Area Name		
2017-12-15 13:53:49	192.168.218.60	8	Glori	Liu	6180168	Access	Route1	checkpoint2	Only Card	Area Name		
2017-12-15 13:53:48	192.168.218.60	8	Glori	Liu	6180168	Access	Route1	checkpoint11	Only Card	Area Name		
2017-12-15 13:53:46	192.168.218.60	7	Jacky	Xiang	6323804	Access	Route1	checkpoint2	Only Card	Area Name		
2017-12-15 13:53:46	192.168.218.60	7	Jacky	Xiang	6323804	Access	Route1	checkpoint11	Only Card	Area Name		
2017-12-15 11:54:18	192.168.218.60	8	Glori	Liu	6180168	Access	route1	checkpoint11	Only Card	Area Name		
2017-12-15 11:54:17	192.168.218.60	8	Glori	Liu	6180168	Access	route1	checkpoint2	Only Card	Area Name		
2017-12-15 11:54:15	192.168.218.60	7	Jacky	Xiang	6323804	Access	route1	checkpoint2	Only Card	Area Name		
2017-12-15 11:54:14	192.168.218.60	7	Jacky	Xiang	6323804	Access	route1	checkpoint11	Only Card	Area Name		
2017-12-15 11:54:10	192.168.218.60	5	Necol	Ye	13260079	Access	route1	checkpoint2	Only Card	Area Name		
2017-12-15 11:54:10	192.168.218.60	5	Necol	Ye	13260079	Access	route1	checkpoint11	Only Card	Area Name		
2017-12-15 11:54:08	192.168.218.60	2	Lucky	Tan	6155266	Access	route1	checkpoint11	Only Card	Area Name		
2017-12-15 11:54:07	192.168.218.60	2	Lucky	Tan	6155266	Access	route1	checkpoint2	Only Card	Area Name		
2017-12-15 11:53:48	192.168.218.60	2	Lucky	Tan	6155266	Access	route1	checkpoint11	Only Card	Area Name		
2017-12-15 11:53:47	192.168.218.60	2	Lucky	Tan	6155266	Access	route1	checkpoint2	Only Card	Area Name		
2017-12-15 11:53:44	192.168.218.60	2	Lucky	Tan	6155266	Access	route1	checkpoint11	Only Card	Area Name		
2017-12-15 11:53:44	192.168.218.60	2	Lucky	Tan	6155266	Access	route1	checkpoint2	Only Card	Area Name		

Patrol Record by Day @Patrol Module

ZKTECO

Patrol Records Today

Time	Device Name	Personnel ID	First Name	Last Name	Card Number	Device Module	Route Name	Checkpoint	Verification Mode	Area Name	Remark
2017-12-15 13:53:51	192.168.218.80	8	Glori	Liu	8189186	Access	Route1	checkpoint1	Only Card	Area Name	
2017-12-15 13:53:51	192.168.218.80	8	Glori	Liu	8189186	Access	Route1	checkpoint2	Only Card	Area Name	
2017-12-15 13:53:49	192.168.218.80	8	Glori	Liu	8189186	Access	Route1	checkpoint2	Only Card	Area Name	
2017-12-15 13:53:48	192.168.218.80	8	Glori	Liu	8189186	Access	Route1	checkpoint1	Only Card	Area Name	
2017-12-15 13:53:46	192.168.218.80	7	Jacky	Xiang	8323864	Access	Route1	checkpoint2	Only Card	Area Name	
2017-12-15 13:53:46	192.168.218.80	7	Jacky	Xiang	8323864	Access	Route1	checkpoint1	Only Card	Area Name	
2017-12-15 11:54:18	192.168.218.80	8	Glori	Liu	8189186	Access	route1	checkpoint1	Only Card	Area Name	
2017-12-15 11:54:17	192.168.218.80	8	Glori	Liu	8189186	Access	route1	checkpoint2	Only Card	Area Name	
2017-12-15 11:54:15	192.168.218.80	7	Jacky	Xiang	8323864	Access	route1	checkpoint2	Only Card	Area Name	
2017-12-15 11:54:14	192.168.218.80	7	Jacky	Xiang	8323864	Access	route1	checkpoint1	Only Card	Area Name	
2017-12-15 11:54:10	192.168.218.80	5	Necol	Ye	13260079	Access	route1	checkpoint2	Only Card	Area Name	
2017-12-15 11:54:10	192.168.218.80	5	Necol	Ye	13260079	Access	route1	checkpoint1	Only Card	Area Name	
2017-12-15 11:54:08	192.168.218.80	2	Lucky	Tan	8155286	Access	route1	checkpoint1	Only Card	Area Name	
2017-12-15 11:54:07	192.168.218.80	2	Lucky	Tan	8155286	Access	route1	checkpoint2	Only Card	Area Name	
2017-12-15 11:53:48	192.168.218.80	2	Lucky	Tan	8155286	Access	route1	checkpoint1	Only Card	Area Name	
2017-12-15 11:53:47	192.168.218.80	2	Lucky	Tan	8155286	Access	route1	checkpoint2	Only Card	Area Name	
2017-12-15 11:53:44	192.168.218.80	2	Lucky	Tan	8155286	Access	route1	checkpoint1	Only Card	Area Name	
2017-12-15 11:53:43	192.168.218.80	2	Lucky	Tan	8155286	Access	route1	checkpoint2	Only Card	Area Name	

Operation Log Record @System Module

ZKTECO

Operation Log

Operation User	Operation Time	Operation IP	Module	Operating Object	Operation Type	Operation Content	Result
admin	2017-12-18 15:06:35	127.0.0.1	Visitor	Visitor	Export	Export	Succeed
admin	2017-12-18 15:03:40	127.0.0.1	Elevator	Access Rights By Personnel	Export	Export	Succeed
admin	2017-12-18 15:03:17	127.0.0.1	Elevator	Access Rights By Floor	Export	Export	Succeed
admin	2017-12-18 15:02:59	127.0.0.1	Elevator	All Exception Events	Export	Export	Succeed
admin	2017-12-18 15:01:27	127.0.0.1	Elevator	All Transactions	Export	Export	Succeed
admin	2017-12-18 14:25:34	127.0.0.1	Attendance	Appended Receipt	Export	Export	Succeed
admin	2017-12-18 14:24:41	127.0.0.1	Attendance	Leave	Export	Export	Succeed
admin	2017-12-18 14:24:05	127.0.0.1	Attendance	Leave	Export	Export	Succeed
admin	2017-12-18 14:23:45	127.0.0.1	Attendance	Business Trip	Export	Export	Succeed
admin	2017-12-18 14:23:25	127.0.0.1	Attendance	Go Out	Export	Export	Succeed
admin	2017-12-18 14:22:26	127.0.0.1	Attendance	Overtime	Export	Export	Succeed
admin	2017-12-18 14:13:29	127.0.0.1	Attendance	Overtime	Export	Export	Succeed
admin	2017-12-18 14:06:58	127.0.0.1	Attendance	Adjust and Append	Export	Export	Succeed
admin	2017-12-18 14:04:21	127.0.0.1	Attendance	Adjust Shift	Export	Export	Succeed
admin	2017-12-18 14:02:21	127.0.0.1	Attendance	Adjust Shift	New	5	Succeed
admin	2017-12-18 14:00:27	127.0.0.1	Attendance	Adjust Shift	New	4:3	Succeed
admin	2017-12-18 13:56:27	127.0.0.1	Attendance	Adjust Shift	New	3	Succeed
admin	2017-12-18 13:55:40	127.0.0.1	Attendance	Adjust and Append	New	3::3	Succeed

Created on: 2017-12-18 15:07:23

Created from: ZKBioSecurity software. All rights reserved.

